



Chilliwack PieceMakers Quilting Guild

P O Box 618, Chilliwack, BC V2P 7V5

Email: chilliwackpiecemakers@gmail.com

Blog: <http://piecemakersquiltingguild.wordpress.com>

Website: www.chilliwackpiecemakers.com

News from the Chilliwack PieceMakers Quilting Guild

April 2017

PRESIDENT'S MESSAGE

I feel at long last Spring is here although it is not terribly warm as yet. Speaking to my daughter in England last weekend they are already having temperatures of 25 degrees and parties in the garden!!! I think it will be a while before we reach that stage.

Several Guilds are having Quilt Shows in May and June, check out the details Jane has included further in the newsletter (with more to come in the May newsletter).

The hooks for Show and Tell should be in place by this month's meeting. Hopefully this will give members chance to have a closer look at the work our talented members produce.

Lyn and Wendy are organizing the Retreat at Springbrooke for 2018, please read the notice. I appreciate it is very early to be thinking of February 2018 but we have to pay the deposit to secure the weekend.

I am very sorry that we are losing one of our members who is moving to Red Deer. Joyce took on the Fat Quarter Exchange and did an excellent job. Grace has offered to take this on; the colour for this month is pink.

Lastly September 2017 is an important milestone in our Guild as we will be 20 years old. Diane and Karri are asking you to produce a design to commemorate our 20 years which will be printed onto fabric. So come on ladies you can do it. The deadline has been extended to May to allow more members to participate.

Looking forward to seeing you all at the meeting

Wednesday April 19th at 7:00 pm at Cookes Presbyterian.

In Stitches

Janet

APRIL GREETERS

Kelly S & Ann Margaret V

Join us for our **3rd Annual Guild Quilt Retreat at Springbrooke Retreat Centre, Langley**

Date: February 23rd to 25th 2018

Fee: \$260 payable in 3 installments \$60 on signing up, \$100 September and November.

There are only 18 spots so sign up now! We will have a sign up sheet at the April 19th Guild meeting, your spot will be held for you when we receive your deposit of \$60.

Lyn and Wendi

CANADA'S BIG QUILT BEE

This is the deadline to turn in your Canada 150 blocks, tops and finished quilts. Please remember to bring your finished pieces to the April meeting.

SUNSHINE:

Get Well cards have been sent to Marla P on her recent illness and to Judi C on her recent injury. We wish them a speedy recovery.

Wanda and Joanne

QuiltNut Creations

Long Arm Quilting by Rhonda

604 798 3670

quiltnutcreations@shaw.ca

www.quiltnutcreations@shaw.ca



Free delivery in the Chilliwack/Sardis area

Hamels FABRICS & QUILTING

Canada's Largest Online Quilt Shop

www.hamelsfabrics.com

- Fabrics
- Books
- Patterns
- Notions
- Quilting Kits
- Quilting Clubs
- Block of the Months

**FREE
SHIPPING!**

*Canadian orders
of \$200!*



Toll Free Order Line : **1-877-774-2635**

Email: **hamelsfabrics@shawcable.com**

5843 Lickman Rd., Chilliwack, BC V2R 4B5

Pfaff Powerquilter 16.0 For Sale



Tired of standing all day. Sit down on the job. Sit down quilting machine comes with 6 class M bobbins, bobbin winder, 40 size 16 needles, 40 size 14 needles, 8 Insira needles

True Stitch Accessory, instruction manuals, HQ Table with extension, depth of table 30 inches, length of table 36 inches, length with extension in place 54 inches (makes a good catchall area) 16 inch throat.

Letting go for \$4,800.

Call Dalle at 604-846-6989.

FAT QUARTER DRAW

The colour for the March meeting Fat Quarter draw is PINK. Get a ticket to win for every fat quarter you contribute to the prize pot. Who doesn't love free fabric!!



WE CARE COMMITTEE

(Gail, Susan, Leslie, Ginger)

We had 26 quilts handed in at the March meeting – thank you!

Total since September = 99

Could we please have all the We Care workshop quilts completed and handed in by the June meeting, thank you. We have a couple kits left from the workshop which I'll bring to the meeting.

Susan

APRIL PROGRAM

Karlie McChesney: our April program will feature a trunk show by our very own Karlie McChesney.

We are so fortunate to have such a talented artist in our guild! She will talk us through her artistic quilting journey and show many of her amazing creations.

MEMBERSHIP

MARCH REGISTRATION

1. 58 members attended the meeting.
2. 2 guests visited us.
3. Gift Certificate winners were:
 - a. Country Folk – Diane H
 - b. Hamels – Regena E
 - c. Graceland Fine Quilts – Karri W

Karlie, Karri, Carla

Long-arm Quilting Services

10 years quilting experience

Joyce Sampson

604-799-2463

joycesampson@shaw.ca

Let me quilt your UFO's or that special gift for a grandchild.

Choose free-motion or a panto design, all at affordable rates

LOOKING FORWARD TO MAY

Jean Jones is a 30 year quilter, designer, and teacher. She will be presenting a great talk for us at the May meeting - "Little things make a big difference!"

Jean will share many of the tips and tricks she has developed over the years. I guarantee that even the most seasoned quilter will take away something new or be reminded of something they have let slip. And perhaps you will have something to share too, for we are all students.

Find out more about Jean here
<http://sophisticatstudio.com/about/>

Kate

Is it better to start quilting fresh or after being a garment sewer?

By Kathy Mathews, reprinted with permission

Recently I attended a color workshop at a terrific quilt shop. We got to know each other at the start by telling the group how long we had been quilting. The answers ranged from not yet to my 33 years. I would say that the majority had been quilting for less than 5 years. The answers marinated in my head until today when I asked myself, is it better to start quilting fresh or after being a garment sewer?

There are many quilters like myself, who started off sewing clothes and then drifted into quilting. I have the impression that many new quilters, particularly younger ones, started quilting fresh. They may have an art background but quilting was their first foray into the sewing world.

I doubt there is one answer to this but let's examine the advantages and disadvantages of being new to the world of fabric via quilting. Then let's take a look at the pros and cons of sewing clothing for a while before becoming a quilter. I think we'll find there are good points to both.



- They don't have a huge stash of hem tape, polyester fabrics and sleeve hems.
- They don't have to change any sewing habits i.e. seam width or backstitching.
- They never took a picky tailoring class, they sew for fun.
- They have never been without rotary cutters, self-healing mats and improvised piecing.
- The wide world of the internet is their primary resource, not just books they could afford.

- They will finish a quilt quickly using new methods and be reinforced.
- The whole love of fabric and thread is out there for them.
- Fresh eye.

Pluses for Quilters who started with sewing clothing and went to quilts

- They have a stash of thread, pins, scissors and notions.
- Their sewing machine is already a non-intimidating friend.
- They learned the old school way and are ready for freedom.
- If they forget a tool or it breaks, they have other tricks up their sleeves.
- They have a library of books they can peruse anytime, even without electricity.
- They will take on a bigger challenge for a first quilt and feel accomplished.
- They get to keep up their love of fabrics and threads.
- Experience

Minuses for Quilters who start sewing with quilting

- Lack of sewing intuition.
- Zippers, buttonholes or setting in a sleeve are not in their skill set for making quilted projects.
- Lack of fixing their own machine experience.

Minuses for Garment sewers who went to quilting

- Hard to break old habits.
- Preconceived ideas about quilts and their construction.
- Might lack boldness in color decisions.

It's not like anyone makes a decision early on, I will start sewing clothes so I can gain some skills and then become a quilter. Some people only want to make clothes and not quilts or vice versa. It's just good to have an awareness that not everyone is at the same place as you are. My class gave me this realization and I wanted to pass it on.

Help me out, anything else I should add to these lists?

• Merchant's Mall • Featured Quilter • Guild Boutique • Raffle Quilts & Baskets • and much more...



Boundary Bay Quilters Guild
2017 QUILT SHOW
'Quilts by the Bay'

Saturday, May 6 and Sunday, May 7, 2017
10 am to 4 pm both days

South Delta Recreation Centre
1720 56th Street, Delta, BC
(Tsawwassen)

Admission \$6

Quilts by the Bay BBQG 2017

Celebrating Canada's 150th Birthday!

For more information: www.boundarybayquiltersguild.ca or Kathy Chambers 604.782.6671

• Quilts of Valour • Comfort Quilts • Demonstrations • Challenge Quilts



All In Stitches Quilt Guild
presents
The Everett Quilt Show:
Through The Eye of The Quilter

Sponsored by Quality Sewing & Vacuum
April 28-29, 2017

Show hours: Friday & Saturday 10:00am-6:00pm
Xfinity Edward D. Hansen Conference Center
2000 Hewitt Ave, Everett, Washington

Opening Night Gala, Thursday, April 27, 6:00 PM
Keynote Speaker, Kathy McNeil, Friday, April 28, 7:00 PM

www.AllinStitchesWA.org



Comox Valley Schoolhouse Quilters Guild
www.schoolhousequilters.com

Empire Days
QUILT SHOW

May 20, 21 & 22, 2017

Cumberland Cultural Centre
2674 Dunsmuir, Cumberland, BC
Admission: \$5 (under 12 free)
Saturday & Sunday 10:00 am to 5:00 pm
Monday 10:00 am to 4:00 pm

Quilt Raffle - Guild Boutique - Raffle Baskets
Merchant Mall - Tea Room


THE SESQUICENTENNIAL QUILT SHOW



CANADA 150
1867 - 2017

Pacific Northwest Quilt & Fiber Arts Museum

CURRENT EXHIBITS



For the Love of Children; Miwako Kimura & Students
March 29 - June 25, 2017

It's Not Easy Being Green; High Fiber Diet
February 1 - April 30, 2017

Bloom Where You're Planted; Annual La Conner in Bloom Group Challenge
March 29 - April 30, 2017

Strathcona REGIONAL DISTRICT
Strathcona Stitches
Presents
Coastal Colours & Connections
1st Annual Quilting Conference & Juried Quilt Show
April 28-30, 2017
Strathcona Gardens Recreation Complex—Campbell River, BC



Highlights:

- Acclaimed West Coast Instructors
 - Carol Seeley
 - Susan Purney Mark
 - Brandy Lynn Maslowski
- Juried Quilt Show & Merchant Mall
- Daily Lectures & Demos
- Enjoy West Coast Hospitality & Experiences



Attention Fellow PieceMakers

Our guild will be celebrating 20 years Young in September! (2017-2018)

We would like to invite you to participate in a fabric design challenge!

Get on your thinking caps and create a design. At a later date we will vote as a collective on our favourite. The chosen design will be printed on specially made fabric for our guild!

What does our guild mean to YOU? Draw, photograph, paint, stamp, (anything goes) and submit your idea on an 8½ X 11" piece of paper.

Design entries are due no later than our April Meeting.

Have questions? We will have a short presentation at the January Meeting.

Karri & Diane

Graceland Fine Quilts




Grace MacDonald
5965 Riverstone St.
Chilliwack, BC
V2R 0E2

604-858-0224
quiltinggracie@telus.net

By appointment only

BOOK REVIEW



LIBRARY REPORT

Another month has gone by and I feel like I am behind in everything I do....perhaps I shouldn't have sat on the river watching the bridge move slowly across the water today. But the sun had come out and it was wonderful to just relax. And having lived beside the river for 30 years it just felt like home.

Now on to quilting. We have 5 new books this month, and I am considering changing our magazine subscriptions, so this month have a copy of "Modern Quilting" and I will look for something new or different. Suggestions are welcome. .

Library committee Diane, Naida, Cindy and Grace.

With more than one million books sold, the author who taught the world to quilt is back again! Internet and television personality Alex Anderson's all-in-one "big book" includes essential quilting tools, binding basics, and a visual guide to piecing and appliqué. Master both hand and machine quilting, and learn professional touches to become a confident, lifelong quilter. No matter your experience level, this must-have guide will find a permanent home next to your sewing machine!

FABRICLAND

SEE US FOR YOUR QUILTING NEEDS
Warm & Natural/Warm & White Batting
Olfa Cutting Mats & Cutters, Quilting Rulers
& Notions plus a wide range of Fabric
and Sew Much More

45460 Luckakuck Way (35)
Sardis, B.C. V2R 3S9


Telephone
(604) 858-5729

Aunt Debbie's
Knit and Stitch
Debbie Colé



604-824-7790
Toll Free: 1-866-824-7790
Fax: 604-824-6533
E-Mail: knit-and-stitch@shaw.ca
www.knit-and-stitch.ca

#6 - 5616 Vedder Road
Chilliwack, B.C. V2R 5T5



Turning the traditional use of silk on its head, this book examines techniques for creating fabulous textural surfaces and blankets of patterns.

Based on mainstream embroidery and covering deconstruction and reconstruction of fabric, appliqué, and reverse appliqué—all with a contemporary twist—the methodology calls for the manipulation of fabrics with techniques such as ripping silk into strips and fusing and layering it onto other pieces leaving unfinished edges and raveled threads.

In addition to featuring 14 step-by-step silk projects that may incorporate the scrap fabrics and loose threads littering countless sewing rooms the book showcases hundreds of photographs from the artist's trips to Malaysia and Turkey, as well as highlights her love of her Scottish homeland's countryside, which served as the inspiration for her bold and experimental craft.



Walking Foot Quilting Designs is a collection of dozens of quilting designs with variations and combinations to give you over 100 ideas for quilting your own quilt on your home sewing machine.

The designs are created for the walking foot but can also be used for free motion quilting, long arm quilting, and hand quilting.

The book measure 5.5" x 7", a nice carry along size that won't take up much room beside your sewing machine as you refer to it when quilting your quilt, and the spiral binding will ensure it stays open to the page you want.



Playful Little Paper-Pieced Projects by Tacha Bruecher is a collection of paper-pieced projects featuring some of the best work from today's most talented modern quilters. You can learn everything you need to know about foundation paper piecing, and then test your skills with 37 projects ranging in difficulty and complexity. Bursting with ideas and ingenuity, this book will inspire you to include paper piecing in all your sewing projects.

We would love it if more members contributed to the newsletter.

If you have something that you think that other members might enjoy – quilty stores/pictures/funny sayings/cartoon/pot-luck recipes/dates for an event - please email the information to janeeck@telus.net

The deadline is the Wednesday before the monthly meeting



Known for her cool, innovative style, Tula Pink will inspire you to toss your color wheel and commit to her signature approach to combining colors. Angela Walters creates the complementary finish and surface texture for each design, resulting in the perfect marriage of color and style for each of the featured 17 quilt projects.

Pairing one shape with one color family in each chapter, you'll step through quilts of varying sizes, at the same time enjoying a front row seat to the creative collaboration between these mavens of style.

In addition to the 17 signature Tula Pink quilt designs and 42 quilt design motifs from Angela Walters, you will also be treated to useful tips on choosing fabrics and mixing up prints and approaching the quilt process