



Chilliwack PieceMakers Quilting Guild

P O Box 618, Chilliwack, BC V2P 7V5

Email: chilliwackpiecemakers@gmail.com

Blog: <http://piecemakersquiltingguild.wordpress.com>

Website: www.chilliwackpiecemakers.com

News from the Chilliwack PieceMakers Quilting Guild

February 2018

PRESIDENT'S PIECE

As I write this we have had three glorious days of sun which makes me think spring can't be far away. February is now the month of our Quilting Retreat. This year is our third retreat and many thanks to Lyn and Wendy for organizing it. I am so looking forward to a whole weekend of sewing and having every meal cooked for me!!!

We seem to be having problems with the sound system in Cook's hall so I have borrowed a system from my husband's yacht club. We will try it out in this month's meeting to see if it is any improvement on the church's system.

I hope many of you are working on postcards for CQA. I will have a board at the meeting to display any completed ones. If you want to know what the challenge is about check out last month's newsletter on our web site.

We have had an invitation to attend a trunk show by Jean Jones at Chilliwack Quilters Guild on April 17th. The trunk show will start at 9:00am, upstairs in the Landing Sports Centre. Please note at this time the elevator is out of order so stairs are the only option.

Looking forward to seeing you all the meeting, another full agenda has been planned.

In Stitches

Janet

FEBRUARY GREETERS

Kelly S & Anne-Margaret V

MEMBERSHIP - REGISTRATION

Our membership number is currently at 82.

Our January meeting attendance was 57; a great turnout ladies.

Please welcome our newest member Joan G.

Micheline G won the Hamels Gift Certificate and Diane H won the Country Folk Gift Certificate.

Karlie & Karri

QuiltNut Creations
Long Arm Quilting by Rhonda

604 798 3670
quiltnutcreations@shaw.ca
www.quiltnutcreations@shaw.ca



Free delivery in the Chilliwack/Sardis area

Aunt Debbie's
Knit and Stitch
Debbie Côté



604-824-7790
Toll Free: 1-866-824-7790
Fax: 604-824-6533
E-Mail: knit-and-stitch@shaw.ca
www.knit-and-stitch.ca

#6 - 5616 Vedder Road
Chilliwack, B.C. V2R 5T5

FEBRUARY PROGRAM

Wednesday, February 21st
7 pm to 9 pm Cooke's Presbyterian

The program this month will be demonstrations of English paper piecing, embroidery samples and hand quilting. Both big stitch and traditional hand quilting will be shown.

We hope these techniques will be of use to members as they complete their projects.

Carla C. and Joanne B.

WE CARE

(Gail, Susan, Leslie, Ginger)

We had **12 quilts** handed in at the January meeting. Thank you!!!

Total since September = **91**

Our next We Care workshop will be in April.

Susan

FAT QUARTER DRAW

The theme for February is

GREEN

SUNSHINE

A card of condolence has been sent to Terry S. on the loss of her mother.

A get well card has been sent to Maureen G.


We wish you both, comfort and healing.

Quilting With Grace
Marrying warmth with your personal style

Home 604 796 3552
Cell 604 819 6379

Grace Landrath
Handguided Longarm Machine Quilting
glandrath@shaw.ca

4770 Lougheed Hwy.
Agassiz, British Columbia



HOSPITALITY

Please, a gentle reminder to bring your own cup or mug to the meetings.

Thank You

Wanda and Cherri



Hamels

FABRICS & QUILTING

Canada's Largest Online Quilt Shop

www.hamelsfabrics.com

- Fabrics
- Books
- Patterns
- Notions
- Quilting Kits
- Quilting Clubs
- Block of the Months

FREE SHIPPING!
Canadian orders of \$200!



Toll Free Order Line : **1-877-774-2635**
Email: **hamelsfabrics@shawcable.com**
5843 Lickman Rd., Chilliwack, BC V2R 4B5

2018 Quilt Show Challenge
Sew That Tune



Choose a song title than contains a colour name,i.e.,
“When the Stars go Blue”, “Eighteen Yellow Roses”, etc.

Create your interpretation using any technique you wish! Your quilt will be displayed with a card attached to it, indicating your song title. We will ask our viewers to vote for the quilt that they feel best depicts the song title.

The finished quilt should not exceed 100 inches in circumference. It can be any shape that you wish, but it must have a straight top edge with a sleeve for ease of hanging. Attach a label to the back of your quilt with your name on it, and then cover it in some way that can be easily removed after judging.

I hope that you have fun with this and that we have many entries.

Maybe you are already thinking of a song or a colour. If you need a little help, visit this site for a list of songs with colours in the title.

Songfacts-Songs with Colors in the Title
www.songfacts.com

Wanda L.



**Pumpkin
Patch**

beatrice Rieske

Patterns & Longarm Quilting

5753 Kathleen Drive
Chilliwack, BC V2R 3Y8
(604) 701-3203
beatrice@pumpkinpatchbc.com
pumpkinpatchbc.com

FABRICLAND

SEE US FOR YOUR QUILTING NEEDS
Warm & Natural/Warm & White Batting
Olfa Cutting Mats & Cutters, Quilting Rulers
& Notions plus a wide range of Fabric
and Sew Much More

45460 Luckakuck Way (35)
Sardis, B.C. V2R 3S9

Telephone
(604) 858-5729

Pacific Northwest Quilts & Fiber Arts Museum



Birds of a Fiber Group Exhibit

January 24 - February 25, 2018

<https://www.qfamuseum.org/exhibits.html>

Birds of a Fiber showcases the remarkable talents of local and international fiber and quilt artists.

The work is diverse in size, concept, and dimension; birds are depicted both literally and symbolically—they are stitched, embroidered, appliquéd, felted, quilted, painted, printed, and photographed.

These birds have personality; they stand as symbols for abundance in our world; they celebrate science and bird conservation; they are postcards of travels; they are personal and cultural storytellers; they are fanciful, whimsical, recognizable and timeless.

Saturday, February 24, 10AM - 4PM



FiberFest is a one-day sale event of unique fabrics, yarns, textiles, embellishments, and tools for the quilt and fiber artist.

Make & Take - Free Parking - Food Concession - Door Prizes

First 100 visitors get a free Gift Bag!

La Conner Middle/High School, 404 N. Sixth St. La Conner, WA

The Festival of Broken Needles

Reprinted with permission from www.athreadedneedle.com



I first heard of the Festival of Broken Needles a few years after I started sashiko stitching. And maybe that was good because it gave me time to really experience, and become attached to, my hand sewing needles.

Festival of Broken Needles is a 400 plus year old Japanese celebration still practiced on February 8th, although by fewer women than

in the past. Women who mark this day place their broken needles in cakes of soft tofu to give them a soft resting place after their life of hard use.

That might sound a bit silly if you are not in love with hand stitching, but for the rest of us - they become such valued little tools, and a favorite is no different than a favorite paint brush is to an artist. It's the one that 'fits you'.

The point of the celebration/ceremony is to take time to be aware of, to have respect for, these humble household tools that make so much possible.



Again, you may think this sounds silly, but consider it a moment anyway. Look around yourself and notice how cloth is everywhere, and how much of it has been sewn. Look back through what you remember of your cultural history and you will find women with needle and thread everywhere every day.

[I've written elsewhere about the value of cloth in our lives](#), and about the value of the women's work that created it. Here I am adding the idea

of respect for these historically 'humble' things - all our small household tools, but particularly the sewing needle. Doesn't seem quite as silly now does it?

Footnote: Another idea I read while looking for information about this festival was that as women sew they often think about their secret sorrows and hardships, and these thoughts go into their needles. As they ceremonially lay the broken needles to rest, they may also lay these sorrows to rest.

I like both ideas.

As ever, happy stitching, -Susan

QUILT SHOW 2018

The Quilt Show Committee had their second meeting on Wed 7 Feb.

The quilt for the second prize is sewn together and in the possession of Grace L to complete the long arm quilting.

Kate has the poster and postcards printed to advertise our event, she will be bringing a sample to the Feb meeting for all to see; they will be available for distribution at a later meeting.

Wanda will be introducing the Quilt Show Challenge project at the Feb meeting; it has a fun concept so hopefully you will be interested in participating.

Sandra and Wendy will be talking about the boutique table, outlining the process so you can begin your preparations to sell items.

Kate will be asking for Raffle Basket donations and will give out some ideas of what she will be looking for from the members.

If you have any questions about the Quilt Show please ask Karlie or Wendy.

Follow this link to the **Quilt Show 2018 on the Webpage** for current updates.


<http://www.chilliwickpiecemakers.com/quilt-show-2018>

A Message from Maureen G. who is planning demonstrations at our upcoming show.

As you know our quilt show is fast approaching. Over the years, members of our guild have entertained our show guests by demonstrating a variety of quilting techniques.

To date I have had three members volunteer to demonstrate at our next show. Is anyone else interested in demonstrating? If so please contact me as soon as possible at mgoldsmith@telus.net.


Maureen G
"Demonstrations Chair" Quilt Show 2018"



Reproduced by kind permission
(C) Julia Icenogle, www.juliaicenogle.com

Graceland Fine Quilts

fabric, fabric, kits and more...



Grace MacDonald
5965 Riverstone St.
Chilliwack, BC
V2R 0E2

By appointment only
604-858-0224
quiltingracie@telus.net

FOR SALE

Singer Featherweight Sewing Machine - Model 221-1- in black box - in very good condition. This machine comes with an accessory kit including extra bobbins and a 1/4" foot.

Q-Snap floor frame - in very good condition.

Anyone interested in the above can e-mail Maureen G at mgoldsmith@telus.net

FOR SALE

APQS 14" Long Arm

Serious buyers only

For more information
Contact Cindy W


LIBRARY REPORT

This month I have a few new books and magazines to add to the library. Thank you to the guild member who donated the last two books listed

Please remember to check your shelves and tables for any overdue books. Remember if you are returning a book that is overdue there is a fine of \$1.00 per book per month. There is a small plastic jar at the bin for returns where you can place your fines.

Diane

NEW BOOKS




Traditional blocks shine with the use of modern fabrics in rich color stories.

Become a skilled foundation piecer with New York Beauty blocks and arcs of Flying Geese that amaze!

Stitch your way through 31 architectural block patterns, ideal for advanced beginners and intermediate quilters.


Techniques: curved piecing, foundation piecing, appliqué



Take the first steps to becoming a log cabin art quilter! Browse the extensive inspirational gallery and then choose fabrics to create your own artistic log cabin quilts.


Learn to navigate visual pathways and composition, applying easy techniques and experimenting with color.

Design and make your masterpiece with intuitive log cabin blocks using Katie's method.



Put away your ruler and start an adventure in art quilting! This educational book will change the way you see quilt-making through beautiful quilt images, color theory, and new design techniques.

Techniques: piecing, embellishment'



This book's creative take on quilting will have you looking at buildings, doorways, bridges and more in a whole different way!

Using an innovative fusible applique method that's easy to do but produces stunning results, this book walks you through creating a unique scene from your own photo or memory.

There are also three projects and downloadable bonus patterns.

Techniques: applique



Jera Brandvig is back with a brand new twist on quilt-as-you-go! Using traditional blocks as inspiration, the innovative techniques she pioneered in Quilt-as-You-Go Made Modern are used to beautiful effect in 51 block

designs and 9 projects, using 3 different joining methods.
Techniques: piecing, quilt-as-you-go



Maximize your quilting time with modern projects you can assemble in a weekend! Each of the 10 beginner-friendly quilt patterns feature two sizes and six colorways for 120 striking new designs!


Graphic patchwork blocks are scaled to dynamic proportions with quick-to-cut, easy-to-sew pattern pieces.
Techniques: piecing



Pretty Playtime Quilts is for all girls, big and little, who aren't quite ready to grow up yet!

This book features Elea Lutz's Strawberry Biscuit fabric collection by Penny Rose Fabrics.

These six projects (including a tooth fairy pillow and a breathtaking sampler quilt) bubble over with charm, imagination and whimsy.
Techniques: piecing



Sew triangles the easy way! Discover how to create complex-looking quilts with a clever stitch-and-trim technique.

Every pattern starts with simple squares.
Choose from 15 quilt projects, plus 35 best-loved block designs.

Stitch blocks with triangle shapes without cutting or sewing individual triangles.
Don't toss those cut-off corners—they're perfect for smaller quilt projects.

workshops

March 22nd: The Circles, Circles, Circles Workshop [FULL]

Community of Christ Church Hall
9845 Carleton Street, Chilliwack
9:30-5:00 pm

Saturday April 7th: Technology and Quilting Drop-In

This is a BYOD (Bring Your Own Device) event or bring your own pen and paper to take notes! Stay for as long or as little as you like.
Chilliwack Library meeting room (not Sardis) 10:00-12:30

Have a technology question? The first part of the session will be for members to ask those questions... how do I post on Facebook, how do I join the Guild Facebook group, general social media and computer questions.

Photo manipulation for quilters (beginner software provided)

Collect some ideas for what you can do with photos in your quilts. (Photo manipulation, creating patterns, printing designs...)

There is opportunity to have follow-up sessions based on demand.

May 2018: "Quilt 'til you Wilt" Twoonie Drop-in

Date and location forthcoming

**June 2, 2018 Quilt Canada Bus Trip
(reserve your seat today!)**





The mystery continues

A quarter to seven struck, the last hand-shaking had been gone through, and Mrs. Druce, looking hot and tired, had sunk into a chair at the Princess's right hand, bending slightly forward to render conversation with her easy.

On the Princess's left hand, Lady Gwynne had taken a chair, and sat in converse with Hafiz Cassimi, who stood beside her.

Evidently these four were on very easy and intimate terms with each other. Lady Gwynne had tossed her big picture hat on a chair at her left hand and was fanning herself with a palm-leaf. Mrs. Druce, beckoning to the butler, desired him to bring them some claret-cup from the refreshment-room.

No one seemed to observe Eva seated still in her nook beside the big palm.

She signaled to the Major, who stood looking discontentedly from one of the windows.

"That is a most interesting group," she said; "now, if you like, you may introduce me to your mother."

"Oh, with pleasure—under what name?" he asked.

"Under my own," she answered, "and please be very distinct in pronouncing it, raise your voice slightly so that every one of those persons may hear it. And then, please add my profession, and say I am here at your request to investigate the circumstances connected with Mdlle. Cunier's disappearance."

Major Druce looked astounded.

"But—but," he stammered, "have you seen anything—found out anything? If not, don't you think it will be better to preserve your incognita a little longer."

"Don't stop to ask questions," said Eva sharply; "now, this very minute, do what I ask you, or the opportunity will be gone."

The Major without further demur, escorted Eva across the room. The conversation between the four intimate friends had now become general and animated, and he had to wait for a minute or so before he could get an opportunity to speak to his mother.

During that minute Eva stood a little in his rear, with Lady Gwynne and Cassimi at her right hand.

"I want to introduce this lady to you," said the Major, when a pause in the talk gave him his opportunity. "This is Miss Eva Coyle, a lady detective, and she is here at my request to investigate the circumstances connected with the disappearance of Mdlle. Cunier."

He said the words slowly and distinctly.

"There!" he said to himself complacently, as he ended; "if I had been reading the lessons in church, I couldn't have been more emphatic."

A blank silence for a moment fell upon the group, and even the butler, just then entering with the claret-cup, came to a standstill at the door.

Then, simultaneously, a glance flashed from Mrs. Druce to Lady Gwynne, from Lady Gwynne to Mrs. Druce, and then, also simultaneously, the eyes of both ladies rested, though only for an instant, on the big picture hat lying on the chair.

Lady Gwynne started to her feet and seized her hat, adjusting it without so much as a glance at a mirror.

"I must go at once; this very minute," she said. "I promised Charlie I would back soon after six, and now it is past seven. Mr. Cassimi, will you take me down to my carriage?" And with the most hurried of leave-takings to the Princess and her hostess, the lady swept out of the room, followed by Mr. Cassimi.

The butler still standing at the door, drew back to allow the lady to pass, and then, claret-cup and all, followed her out of the room.

Mrs. Druce drew a long breath and bowed formally to Eva.

"I was a little taken by surprise," she began—

But here the Princess rose suddenly from the sofa.

"Moi, je suis fatiguée," she said in excellent French to Mrs. Druce, and she too swept out of the room, throwing, as she passed, what seemed to Eva a slightly scornful glance towards the Major.

Her two attendants, one carrying her fan, and the other her reclining cushions, followed.

Mrs. Druce again turned to Eva.

"Yes, I confess I was taken a little by surprise," she said, her manner thawing slightly. "I am not accustomed to the presence of detectives in my house; but now tell me what do you propose doing: how do you mean to begin your investigations—by going over the house and looking in all the corners, or by cross-questioning the servants? Forgive my asking, but really I am quite at a loss; I haven't the remotest idea how such investigations are generally conducted."

"I do not propose to do much in the way of investigation to-night," answered Eva as formally as she had been addressed, "for I have very important business to transact before eight o'clock this evening. I shall ask you to allow me to see Mdlle. Cunier's room—ten minutes there will be sufficient—after that, I do not think I need further trouble you."

"Certainly; by all means," answered Mrs. Druce; "you'll find the room exactly as Lucie left it, nothing has been disturbed."

She turned to the butler, who had by this time returned and stood presenting the claret-cup, and, in French, desired him to summon her maid, and tell her to show Miss Coyle to Mdlle. Cunier's room.

The ten minutes that Eva had said would suffice for her survey of this room extended themselves to fifteen, but the extra five minutes assuredly were not expended by her in the investigation of drawers and boxes. The maid, a pleasant, well-spoken young woman, jingled her keys, and opened every lock, and seemed not at all disinclined to enter into the light gossip that Eva contrived to set going.

She answered freely a variety of questions that Eva put to her respecting Mademoiselle and her general habits, and from Mademoiselle, the talk drifted to other members of Mrs. Druce's household.

If Eva had, as she had stated, important business to transact that evening, she certainly set about it in a strange fashion.

After she quitted Mademoiselle's room, she went straight out of the house, without leaving a message of any sort for either Mrs. or Major Druce. She walked the length of Portland Place in leisurely fashion, and then, having first ascertained that her movements were not being watched, she called a hansom, and desired the man to drive her to Madame Celine's, a fashionable milliner's in Old Bond Street.

At Madame Celine's she spent close upon half-an-hour, giving many and minute directions for the making of a hat, which assuredly, when finished, would compare with nothing in the way of millinery that she had ever before put upon her head.

From Madame Celine's the hansom conveyed her to an undertaker's shop, at the corner of South Savile Street, and here she spent a brief ten minutes in conversation with the undertaker himself in his little back parlour.

From the undertaker's she drove home to her rooms in Gower Street, and then, before she divested herself of hat and coat, she wrote a brief note to Major Druce, requesting him to meet her on the following morning at Eglacé's, the confectioner's, in South Savile Street, at nine o'clock punctually.

This note she committed to the charge of the cab-driver, desiring him to deliver it at Portland Place on his way back to his stand.

"They've queer ways of doing things—these people!" said the Major, as he opened and read the note. "Suppose I must keep the appointment though, confound it. I can't see that she can possibly have found out anything by just sitting still in a corner for a couple of hours! And I'm confident she didn't give that beast Cassimi one quarter the attention she bestowed on other people."

In spite of his grumbling, however, the Major kept his appointment, and nine o'clock the next morning saw him shaking hands with Miss Coyle on Eglacé's doorstep.

Think you have solved the mystery of the missing mademoiselle? Don't forget to enter your "Super Sleuth" solutions at the February Meeting!

Not attending the meeting this month? Mail Karri with your solution to the mystery BEFORE the March Newsletter.

Stay Tuned for the final installment in March.



Our bus trip to Quilt Canada has been booked for Saturday June 2, 2018 and **we are half full!!** The bus leaves the Cottonwood Mall parking lot (Sears side) 7:30 AM and returns for 6:30.

The cost is \$45 and includes the return bus trip, driver gratuity, and admission to Quilt Canada.

Sign-up continues at the February guild meeting for members only. A non-refundable \$10 deposit is required to hold your spot. The final \$35 will be due at the April meeting.

After the February meeting, any remaining spots will be open to non-guild members on a first-come-first serve basis. Non-members are required to pay the full \$45 to hold their spot.

*If for some reason you are unable to attend the quilt show, it will be your responsibility to fill your spot. **No refunds will be issued.**