



## Chilliwack PieceMakers Quilting Guild

P O Box 618, Chilliwack, BC V2P 7V5

Email: [chilliwackpiecemakers@gmail.com](mailto:chilliwackpiecemakers@gmail.com)

Blog: <http://piecemakersquiltingguild.wordpress.com>

Website: [www.chilliwackpiecemakers.com](http://www.chilliwackpiecemakers.com)

News from the Chilliwack PieceMakers Quilting Guild

November 2017

---

### PRESIDENT'S PIECE

What a change in the weather! It certainly has made me focus on what I still need to sew to be mailed to the UK. I feel I am on the last lap, much earlier than last year, perhaps I have missed someone!!!

**November** is our last month for collecting items for our Youth Bags. Thank you all for your very generous support. Some items we are short on, please check the table in this newsletter or on the website under the We Care program. The bags will be filled at **Sardis Library, on Saturday, December 2 starting 10:00 am.** Please join us.

We have had a letter of thanks from Donna Barnett MLA, Cariboo-Chilcotin for the 15 quilts we donated to the region. Her office is dealing with the distribution of the quilts to families who lost their homes. We have also had a personal card from a couple who lost their home and farm buildings, I will bring both to the meeting next week.

This week we have sent \$250 to Quilt Canada to be used for Viewer's Choice. This amount was passed in the budget in September.

Karri is working hard to establish a workshop program this year, so I am asking members to try and support her efforts. We haven't had workshops for several years. Please check out her report further in the newsletter.

In Stitches

**Janet**

**NOVEMBER GREETERS**  
**Daisy S & Betty F**

**2018 QUILTING RETREAT**

Just a reminder to everyone who is registered for the Quilting Retreat at Springbrook in February, your final payment of \$100.00 is due on Wednesday November 15th at the Guild Meeting. I will be sitting at the registration table with Karlie and Kari

so drop your money off and I will give you a receipt. Thank you

**Wendy L**

**FAT QUARTER DRAW**

**The theme for November is RED**

**YOUTH BAGS**

Thank you to everyone who has already passed on items for the Youth Bags. Below is a list of items we still **NEED**:

<b>Item</b>	<b>Female</b>	<b>Male</b>	<b>Either Sex</b>
Small shampoo			17
Small conditioner			33
Combs	13	13	
Deodorants	22	25	
Toothbrushes			18
Toothpaste			35
Gloves			23 pairs
Note books			48
Pens			42
Scarves			21

If you have some fleece going spare a long 6" strip makes a great scarf!  
There will be a box by registration for you to drop off your donations. **We need volunteers to fill the bags: Saturday, December 2, 10:00 am, Sardis Library.**

Thank you again for your generosity.

**Janet**

## Membership - Registration

The October meeting had 45 members in attendance.

We also welcomed one new member Wanda P. Our Closed Facebook group has been updated with the membership of 2017/2018. If you are on Facebook be sure to join this group.

The winners of the Gift Certificates (Hamels & Countryfolk Fabrics) were Carla C and Judi C.

**Karlie and Karri**

### **WE CARE**

(Gail, Susan, Leslie, Ginger)

We had 1 quilt handed in at the October meeting but 8 more were completed by members and collected afterwards by Janet S and 4 more were handed in at the workshop so in total, we collected 13 quilts since the last meeting – thank you !

At the October meeting it was voted and approved to donate 15 quilts to the Williams Lake and area fire victims. Janet S coordinated this for us and the quilts were delivered.

Thank you to everyone who attended the We Care Workshop on Saturday November 4. It was great to see everyone working so hard on our community donation quilts. These extra quilts will certainly add to our already impressive total each year. Check out our website under "Events" "We Care Workshop November 2017" for photos.

We will have some extra kits available at the meeting for anyone who was unable to attend the workshop but still wants to make a We Care quilt.

We will organize another We Care Workshop in late winter or early spring.

**Susan**

**FABRICLAND**

**SEE US FOR YOUR QUILTING NEEDS**  
Warm & Natural/Warm & White Batting  
Olfa Cutting Mats & Cutters, Quilting Rulers  
& Notions plus a wide range of Fabric  
and Sew Much More

45460 Luckakuck Way (35)  
Sardis, B.C. V2R 3S9

Telephone  
(604) 858-5729

*Aunt Debbie's*  
**Knit and Stitch**  
*Debbie Coté*



**604-824-7790**  
Toll Free: 1-866-824-7790  
Fax: 604-824-6533  
E-Mail: [knit-and-stitch@shaw.ca](mailto:knit-and-stitch@shaw.ca)  
[www.knit-and-stitch.ca](http://www.knit-and-stitch.ca)

#6 - 5616 Vedder Road  
Chilliwack, B.C. V2R 5T5

## PROGRAMS

We will hear from 3 speakers this month. Marcy Horswill from CQA will be speaking on Quilt Canada Vancouver to be held May 31-June 2, 2018.

Karlie will be presenting a talk on "Quilt Journals".

Diane will be demonstrating how to access our guild library on line.

Looking ahead to December, we will have our Potluck along with a game. For those who wish to participate we will have Secret Santa gifts.

**Carla and Joanne**

## QUILT SHOW 2018

We would like to have a **Second Prize Raffle Quilt** as we did for the 2016 show. We are asking members to make a block or two from your fabric stash to contribute to this quilt. The block is very quick and easy to make taking no more than 10 minutes of your time. There are instructions and samples on the Webpage. To date we **17** blocks donated leaving **47** blocks to go, thanks for your help, please bring them to the November meeting.

We are very pleased to announce that all **Committee Leader** positions have been filled, due to the generous gift of services from many guild members. There will be plenty of opportunity to assist these committee leaders when we are closer to the quilt show weekend Oct 2018.

Follow this link to the **Quilt Show 2018 on the Webpage** for all the details mentioned here: <http://www.chilliwackpiecemakers.com/quilt-show-2018>

## workshops

### 1. “Technology for Quilters”

Do you have a technology question? Are you interested in learning more about using Facebook or other social media, Design your own fabric, Creating layered designs in Photoshop, Manipulating photographs for quilting?.... Or other technology ideas you have thought of but need a little more instruction. We can plan a weekday evening or Saturday afternoon to try and answer these questions! Please sign up at the November guild meeting if you are interested in trying something new!

2. Do you have a workshop suggestion? Please write your ideas in the workshop booklet at the meeting or email Karri.

### 3. “Sew much to do, and Sew little time!”


Hey current Guild Members!! Do you have some last-minute things to finish for Christmas? Or want to get a jumpstart on a new project? **Join us Saturday December 2<sup>nd</sup> at the Sardis Library. This will be a toonie drop-in from 10-4.** Bring your lunch and stay as long or as little as you like. Get into the Christmas Spirit! We will also be filling our Guild Youth Bags, so many hands will make light work.

## LIBRARY REPORT

We have two new books for the library this month, and three donated books.

I would like to thank all those who have donated books to the library. I do not always recall who gave me which book so in future I will try and write it down.

Please don't forget to let myself know of any new books you would like to see in the library and I will do my best to purchase them.




Expert quilter, Gina Perkes, shows off the beauty of grid work in her new book. Use the grid intersections as visual guides to improve free-motion skills.

Discover how to create elaborate designs quickly and easily using grids as guides for even placement.

Learn how to execute beautiful crosshatching designs without backtracking.

Explore free-motion ruler techniques using any style of machine




Explore the possibilities of freestyle machine embroidery and its applications for quilting and fiber art with this inspirational guidebook for all skill levels.

This overview of all the basic methods and stitches for each technique includes step-by-step photographs and illustrations, diagrams, close-ups of sample swatches, troubleshooting tips, and design guidance, altogether elevating crafters' skills to an artistic level.

Beginning with an introduction that includes a list of necessary supplies, chapters cover adjusting thread tension, understanding fabric distortion as it relates to stitching direction, and caring for a sewing machine.

This comprehensive guide is sure to move crafters beyond the basics of the stitching process to using color and texture creatively in unique designs and professional-grade finishes.







Bestselling author Kumiko Sudo creates 45 exquisite handmade gifts in fabric, each with a flair that is uniquely Japanese.

Easy-to-follow patterns, beautiful photographs, and colorful step-by-step drawings help the projects come together quickly--many in less than an hour.

Whether they are created in kimono silks or in contemporary cottons, these tiny boxes, purses, decorative toys, incense pouches, and good luck charms all make delightful gifts.



The Collectibles Quilt book inspires quilters to build fabric bookcases and cupboards which hold family photos and special collectibles. The perfect project for capturing a lifetime of memories in a quilt.



Two of quilting's most respected teachers combine their styles to present a complete reference guide and project book that beginners and experienced quilter alike will always keep near the sewing machine.

The Art of Classic Quiltmaking is a necessary reference for every quilter's library.

We have several books in the library that serve as reference guides to quilters, especially helpful to the beginner quilter.

**Don't forget to check out the library at [www.cpqq.libib.com](http://www.cpqq.libib.com) to see a complete listing of all our books.**

**Submitted by the library committee: Diane H, Naida F, Cindy W, Grace M.**

**Quilting With Grace**  
 Marrying warmth with your personal style


Home 604 796 3552  
 Cell 604 819 6379

Grace Landrath  
 Handguided Longarm Machine Quilting  
 glandrath@shaw.ca

4770 Lougheed Hwy.  
 Agassiz, British Columbia



**Graceland Fine Quilts**



Grace MacDonald  
 5965 Riverstone St.  
 Chilliwack, BC  
 V2R 0E2

604-858-0224  
 quiltinggracie@telus.net

By appointment only

**The Quilter's Loft**  
 Machine Quilting

Glen & Marla  
 Pinchin



49 - 8590 Sunrise Dr.  
 Chilliwack, BC  
 V2R 3Z4

604-795-7957  
 quilters\_loft@hotmail.com  
 www.quiltersloft.ca




**Hamels**  
 FABRICS & QUILTING

Canada's Largest Online Quilt Shop

**www.hamelsfabrics.com**

- Fabrics
- Books
- Patterns
- Notions
- Quilting Kits
- Quilting Clubs
- Block of the Months

**FREE SHIPPING!**  
 Canadian orders  
 of \$200!



Toll Free Order Line : **1-877-774-2635**  
 Email: **hamelsfabrics@shawcable.com**  
 5843 Lickman Rd., Chilliwack, BC V2R 4B5

**QuiltNut Creations**  
 Long Arm Quilting by Rhonda

604 798 3670  
 quiltnutcreations@shaw.ca  
 www.quiltnutcreations@shaw.ca



Free delivery in the Chilliwack/Sardis area



**Pumpkin Patch**

**Beatrice Rieske**  
 Patterns & Longarm Quilting

5753 Kathleen Drive  
 Chilliwack, BC V2R 3Y8  
 (604) 701-3203  
 beatrice@pumpkinpatchbc.com  
 pumpkinpatchbc.com



## QUILTING CALENDAR

Wednesday, November 15 <sup>th</sup>	7 pm to 9 pm	<b>Guild meeting</b>	Cooke's Presbyterian
November 16 <sup>th</sup> -18 <sup>th</sup>	10 am - 5 pm Thursday & Friday 10 am - 4 pm Saturday	<b>Quilt, Craft &amp; Sewing Festival – Puyallup</b>	Washington State Fairgrounds 110 - 9th Ave. SW Puyallup, WA 98371
Saturday December 2nd	11 am – 5 pm	<b>Holiday Open House</b> <i>Free and Open to the Public!</i> See the Mansion decked out for a Victorian Holiday, enjoy some cookies and hot cider, and do a Make & Take activity.	Pacific Northwest Quilt & Fiber Arts Museum 703 South Second Street La Conner, WA 98257
Wednesday, December 20 <sup>th</sup>	7 pm to 9 pm	<b>Guild meeting – Pot Luck Christmas Supper</b>	Cooke's Presbyterian

**This is your newsletter.**  
**If you have something that you**  
**think that other members might**  
**enjoy – quilty stores/pictures/**  
**funny sayings/cartoon/pot-luck**  
**recipes/dates for an event - please**  
**email the information to Jane E**  
**([janeeck@telus.net](mailto:janeeck@telus.net))**

**The deadline is the Wednesday**  
**before the monthly meeting**