



Chilliwack PieceMakers Quilting Guild

P O Box 618, Chilliwack, BC V2P 7V5

Website: www.chillwackpiecemakers.com

Email: chilliwackpiecemakers@gmail.com

News from the Chilliwack PieceMakers Quilting Guild

January 2019

PRESIDENT'S PIECE

Happy New Year every one. I hope you all had an enjoyable Christmas with family and friends. January is always an enjoyable month to me as the days start to length and I feel spring is just around the corner. It makes me feel I should be starting a new project! Forget about all the UFOs I lined up with a view to finishing this winter.

The program this month should be great fun, it is not too late to sign up if you want to join in. I will be an observer this time round as, although I have recovered quite quickly from my knee replacement surgery, I am not confident about how long I can stand and move around. I have spent the last two weeks mainly sitting with my leg up! Not much sewing has been achieved but I found knitting toques very undemanding.

The donation box for the Youth Bags will be by registration each month,

please check out the status of donations on the web site as Karlie is keeping it up dated each month.

Looking forward to seeing you at the meeting.

In Stitches

Janet



Bali Fiber Tours

QUILTERS • SEWERS • WEAVERS • DYERS

14 days in a tropical textile paradise!

Tour leader Barb Alexander
(former owner & designer of The Batik Butik)
will take you on this tour-of-a-lifetime.

Hands-on workshops include tjap (stamp) batik, silk batik painting, indigo shibori and a visit to a weaving village. Shopping trips to several hard-to-find fabric outlets specializing in batiks, plus many more wonderful opportunities to make this tour exceptional.

✿ Just 10 women per tour ✿

Two tours a year – April and May
Details at www.balifibertours.com

info@balifibertours.com



FAT QUARTER DRAW
The theme for January is
WHITE

JANUARY PROGRAM

Rules for the quilt top challenge:

- Either bring your own fabric or take a We-Care kit
- If you plan on using your own fabric, cut the blocks 6 x 6 inches. They will finish at 5.5 in. You will need 56 blocks (7 x 8) (no borders required).
- Bring your own thread, sewing machine, ironing board and iron as well as all the notions you might need.

Rules for the hand work challenge:

- You can trace the hearts or embroidery pattern only onto the fabrics **but no cutting allowed until we start** (see the patterns at the end of the newsletter)
- We already printed some templates but if you would like to print it, make sure to print without scaling it. If you have questions, please contact Carla

Anyone interested in competing some blocks for We Care, either embroidery or applique, you are welcome to do some at home or during the challenge. You will be able to donate your block(s) to the guild afterwards.

We are looking forward to having a lot of fun. In February, it will be vendors' night. If you have extra fabric, notions and the like that you would like to part with, bring them to the guild meeting and you could make some money.

Carla and Joanne

JANUARY GREETERS

Micheline G & Wanda L



Tuxedo Cats Block of the Month 2019

I have started another Block of the Month this year. It is called "Tuxedo Cats", the quilt will be mostly black and white with just a few dots of colour. There will be twelve blocks again, all appliqué (the fusible kind), all black and white cats. There will be piecing involved this time in creating the sashing, it made the black and white design more interesting than just adding plain strips. It is foundation pieced and mostly made up of Flying Geese units. Each block will be posted on my blog on the first day of the month at 9 am and will be available for free download until the end of the month. The last block in December will include instructions for the sashing and the borders.

Breast Cancer Heart Pillows

I dropped off another load of heart pillows right before Christmas. Jenny sends her thanks along to all of you who participate in the project. The patients love them, they provide a lot of physical and emotional support. I have enough pillows left for one more delivery but need to collect more before next summer. I still have a lot of donated fibrefill and will be bringing bags again to the January meeting that contain the amount needed to fill one pillow. Please pick one up if you think you will have time to make a pillow. I have only one request: Please give the finished pillow back to me in the bag that contained the fibrefill. I put every pillow in one of these bags before dropping them off to make sure they are protected and don't collect dust and would like to avoid using more than one bag per pillow. Thank you!

If you need the pattern or more information, please don't hesitate to contact me.

Beatrice



My 2019 new year's resolution is
To finish all those projects from 2018
that I should have done in 2017
After I started them in 2016
After buying the supplies in 2015
Having bought the patterns in 2014

FABRICLAND

SEE US FOR YOUR QUILTING NEEDS
Warm & Natural/Warm & White Batting
Olfa Cutting Mats & Cutters, Quilting Rulers
& Notions plus a wide range of Fabric
and Sew Much More

45460 Luckakuck Way (35)
Sardis, B.C. V2R 3S9

Telephone
(604) 858-5729

SEWING DAY

*Save the date! January 26th 2019
the Sardis Library work room has
been reserved from 10:00 am for
anyone who wants a day to work on
their projects, especially those who
have signed up for the UFO
Challenge. All welcome!*

Quilting With Grace
Manying warmth with your personal style

Home 604 796 3552
Cell 604 819 6379

Grace Landrath
Handguided Longarm Machine Quilting
glandrath@shaw.ca

4770 Loughheed Hwy.
Agassiz, British Columbia



HOSPITALITY

"Get Well Soon" cards have been
sent to:

- Janet S
- Shirley V
- Diana H
- Carolyn M

Cherri M

Aunt Debbie's
Knit and Stitch
Debbie Cote

604-824-7790
Toll Free: 1-866-824-7790
Fax: 604-824-6533
E-Mail: knit-and-stitch@shaw.ca
www.knit-and-stitch.ca

#6 - 5616 Vedder Road
Chilliwack, B.C. V2R 5T5



WE CARE

Ten quilts were donated to We Care
in December.

We received our first bundle of Moda
fabric from Trendtex to make We
Care quilts.

Reminder: We Care workshop will be
on April 6 from 10am-2pm.
A sign-up sheet will be circulated at
the January meeting.

Ginger C

CHRISTMAS AT STANDEN HOUSE



Jamie (Mr. X-Stitch) Chalmers is one of the world's most well-known male embroiderers, an internationally exhibited textile artist and curator.

He invited the local community to help put a personal touch to his 20 foot designer Christmas tree in the courtyard of Standen House a National Trust property in Sussex, a this late Victorian Arts & Crafts family home by creating over 600 bold and colourful baubles to hang on the tree and courtyard.

Age, ability and background was no barrier, the only requirement was enthusiasm, an open mind and a sense of adventure.

QuiltNut Creations
Long Arm Quilting by Rhonda

604 798 3670
quiltnutcreations@shaw.ca
www.quiltnutcreations@shaw.ca



Free delivery in the Chilliwack/Sardis area



Fans of cross stitch further afield got involved by downloading a cross stitch pattern from www.mrxstitch.com and sending in their baubles to be included in this festive art installation.

 **Hamels**
Fabrics & Quilting

Canada's Largest Online Quilt Shop

www.hamelsfabrics.com

- Fabrics
- Books
- Patterns
- Notions
- Quilting Kits
- Quilting Clubs
- Block of the Months

**FREE
SHIPPING!**
Canadian orders
over \$149



Toll Free Order Line : **1-877-774-2635**

Email: info@hamelsfabrics.com

5843 Lickman Rd., Chilliwack, BC V2R 4B5

Membership - Registration

At our December meeting we had a record turnout of 53 members for the annual potluck, usually we have about 40 in attendance.


I hope green is a favourite for these ladies to work with, as they were the winners of the green fat quarters: Ida M, Rachel B, Hannah B, and Darlene B.

Everyone must have been in the spirit of holiday gift giving because there were so many door prize donations, 23 in all, the most ever at a meeting. Here is a list of the winners: Joan G, Theresa S, Lyn R, Cherri M, Evelyn D, Merrilee M, Ginger C, Regina E, Lisa VB, Hannah B, Dianne S, Cathy C, Janet K, Sharon L, Cathy VL, Karlie M, Ida M, Joanne B, Doris F, Gerry DW, Cindy W, Beatrice R, and Naida F.

The winner of the badge wearing gift certificate at Hamel's was Wendy L. Lyn R won the Country Folk gift certificate.

The Christmas block lotto was a huge success with so many blocks provided that they could be divided up to make four winners: Rachel B, Theresa S, Karlie M, and Darlene T. You know the drills ladies the challenge is on to make a project with those blocks and show it at guild before next year's potluck.

Darlene & Karlie



The Quilter's Loft
Machine Quilting

Glen & Marla
Pinchin

49 - 8590 Sunrise Dr.
Chilliwack, BC
V2R 3Z4


604-795-7957
quilters_loft@hotmail.com
www.quilterstof.ca

LIBRARY REPORT

Well 2019 has arrived and I know I am ready to start quilting those UFOs I registered with the guild challenge. But my love of quilting books has me eyeing the pages and dreaming of new quilts.

As the library was not open at the December meeting any books due back that month will be forgiven the late fee, so please remember to return them this month.

I have a selection of new books and hope you can find some inspiration in their pages.




Have you ever marveled at the design impact of a woven coverlet? Now you can create graphically stunning quilts featuring similar designs. The quilts look complicated, but there isn't a half-square triangle, quarter-square triangle, diamond, trapezoid, rhombus, curve, or inset in the entire book!

Choose from an astonishing array of 15 unique designs inspired by overshot weaving designs

Stitch bold designs featuring circles, diamonds, and squares, all made using only rectangles

Construct quilts from simple strip sets that are crosscut to yield the individual columns used to build each block




These 12 inspiring quilts play up the special qualities of batik fabrics. Projects use precut strips, fat quarters, and/or yardage; some feature applique.




You'll find plenty of reasons to sit down and sew these boutique-quality yet achievable bags and accessories. Everyone from beginners to experts can create an assortment of modern, practical projects for gifts or personal use. Start with a simple, elegant handbag and progress to more challenging designs; skill-level ratings are included.

- Step-by-step illustrated patterns for 12 attractive projects in a variety of shapes and styles
- Stylish accessories include a pleated clutch, market bag, satchel, and wallet
- Includes resource info and comprehensive how-to techniques; learn about tools, fabric prep, interfacings, linings, and purse hardware



This festive collection from designer Julie Creus brings together bright fabrics, ingenious construction methods, and a large dash of whimsy to make 3-D effects like you've never seen before in fabric.

Create usable art with ingenious new techniques for fabric folding, fusing, weaving, and thread wrapping. Get 20 vibrant projects—jewelry, table decor, pillows, sewing accessories, holiday decorations, children's softies, and balls—for the price of 3 individual patterns. Scrap-friendly projects are usable as well as beautiful—and they're fun to make. Julie's inventive methods make the sewing easy, whether you are a beginning or expert sewist.




Create a quilted tapestry of sumptuous flowers with the best-selling author of Beautiful Botanicals.

Appliqué 40 realistic flowers and 17 sophisticated projects like pillows, table runners, wallhangings, and bed quilts.


Hand stitch motifs from Deborah Kemball's award-winning Euphoria quilt, or mix and match flowers to create your own gorgeously detailed masterpiece.

With clear instructions and helpful photos, this collection includes a pattern pullout to photocopy, plus a free download of full-size designs you can print



Esteemed pattern designer Gerri Robinson shows how to turn ordinary precut fabrics into extraordinary projects for home decor.

- Find 18 enticing patchwork patterns that use 5" and 10" squares, 2½" strips, fat quarters, and fat eighths
- Create classic designs and open up new possibilities for your favorite precuts; achieve a controlled or scrappy look
- Get lots of options with eye-catching projects in a variety of sizes, including bed and lap quilts, framed pieces, pillows, and cushions



As life gets less formal, neckties don't get worn like they used to, leaving us with a stash of unused ties.

Recycle those lonely ties into 16 spectacular quilts and home accessories that look nothing like the typical stodgy necktie quilt!

Showcase the rich colors, patterns, and textures found in ties with striking Hexagons, Log Cabins, Lone Stars, Flying Geese, and more.

Learn how to wash ties, cut them, create appealing color combinations, and tame slippery fabric for quilting. Tie quilts make uniquely personal Father's Day, birthday, or any-occasion gifts for the tie-wearers in your life.

For both beginners and experienced quilt makers.



This collection of eight keepsake projects is perfect for all your baby and toddler needs. Each quilt has an optional color selection to help you visualize other fabrics in the patterns. These designs have endless possibilities if you change the fabric colors and themes.

Quick & Easy Baby Quilts also features two tutorial sidebars for raw-edge fusible appliqué and making three-dimensional flowers and leaves. A 21- by 15-inch insert that contains all of the templates is included with the book

I also have the eighth edition of "Quiltfolk" available this month.

Remember....if there are any new books you would like to see in the library please send me an email or let me know at the guild meeting and I will try my best to get it.

Diane H