



Chilliwack PieceMakers Quilting Guild

P O Box 618, Chilliwack, BC V2P 7V5

Website: www.chilliwackpiecemakers.com

Email: chilliwackpiecemakers@gmail.com

News from the Chilliwack PieceMakers Quilting Guild

November 2018

PRESIDENT'S MESSAGE

What a fantastic Quilt Show. Thank you to all who helped to make it such a resounding success. I hope you have all taken the time to watch the 3 videos that Norma compiled, they made me realize how much I had missed when walking around. We have a very talented group of ladies.

We also have a very generous group, thank you to all who responded to the call for larger quilts to go to Telegraph Creek

Here are the 26 quilts stacked ready to box to go to Telegraph Creek. They left on Nov 7. The inhabitants of Telegraph Creek are being allowed to return home starting Nov 15.



I would like to welcome all our new members who signed up at the quilt show. Karlie is making special tags for them to wear, so please members, make yourself known and welcome them to the Guild. I believe Karlie is looking for more buddies so if you can help please let Karlie know. Please remember if you are a new member the best way to get to know one another is to volunteer. Help is always needed before the meeting to put out the chairs and set up the hall.

This year I am trying to think ahead and usually we give charitable donations within the community. It was suggested at the executive meeting we ask members which local charities they would like to support, we will make a list and vote after coffee break.

Thinking ahead, next year, December 2019, we donate youth bags to disadvantaged youth in the community. For new members benefit I have written a short piece about the bags in the newsletter but

we need toques, I only have 6 carried over from last time and we need 50! Diane tells me they can be made out of fleece or knitted.

Next month is our pot luck supper so please bring a dish to share, your own cutlery, plate, and mug, and if you wish, a place mat. Please check out the Christmas Block Lotto info in the newsletter.

In Stitches

Janet

GUILD RETREAT

Just want to send out a reminder to all the gals who will be attending our Retreat in February at Springbrooke, the final installment of \$100.00 is due at our November meeting.

Thank you
Lyn, Wendy and Darlene

NOVEMBER PROGRAM

This month we will be working on our PhD (projects half done) also known as UFOs (unfinished objects). All you have to do is bring the UFOs you want to finish by our May meeting. I will have a form for you to register your UFOs. You can be as ambitious as you would like. Every **finished** project gives the chance to win a prize at the draw in May. I know I have a few lying around and I am really looking forward to see them done.

On another note, if you would like to present a trunk show, please contact us. We would like to see more quilts from our members. If you have just a limited number of quilts, you can still present. Thank you all.

Carla and Joanne

NOVEMBER GREETERS

Lisa van de B and Regena E



Bali Fiber Tours

QUILTERS • SEWERS • WEAVERS • DYERS

14 days in a tropical textile paradise!
Tour leader Barb Alexander
(former owner & designer of The Batik Butik)
will take you on this tour-of-a-lifetime.

Hands-on workshops include tjap (stamp) batik, silk batik painting, indigo shibori and a visit to a weaving village.
Shopping trips to several hard-to-find fabric outlets specializing in batiks, plus many more wonderful opportunities to make this tour exceptional.

Registration is now open for
❁ Just 10 women per tour ❁
Tours in April and May

www.balifibertours.merit.ca info@balifibertours.com

Guild Buddy / New Member Orientation



If you would like to add your name to the list as a Guild Buddy (for approximately 5 meetings) please write your name on the list at the registration table. We have 7 new members who joined at the Quilt Show.

Thanks for Beatrice, Carla, and Daisy who have volunteered already to buddy a new member.

We still need 3 more volunteers to assist, please consider helping to make our newest members welcome.

Karlie

Quilts in the Valley 2018 Quilt Show

Yeah, we did it! Another quilt show is behind us; all that is left are a few bits to tidy up. A big emphasis on the 'WE' part as it takes many committee leaders and volunteers to pull off a quilt show that goes up and down in two days. Due to all the wonderful comments shared I know the public very much enjoyed the show.



I sent out a group email with a list of all the category winners, raffle quilt and raffle basket winners if you missed it you can see photos and a complete list on the guild Quilt Show 2018 webpage, here is a link <http://www.chilliwackpiecemakers.com/quilt-show-2018>.


Thanks again for all the hard work if you were a contributor. If you want to get involved with the next show 2020 we start planning the raffle quilt in April or May of 2019, just saying 😊

Karlie & Wendy

purchase one or borrow from a friend.

LIBRARY REPORT

This month we have one new book to add to the shelves. This book uses the QCR Mini Ruler. If you do not have this ruler you may have to




The Sew Kind of Wonderful team is back with beautiful curved quilts made with the mini-version of their award-winning Quick Curve Ruler®. This tool allows quilters to cut curves easily and accurately with stupendous results! More than just a how-to on using this innovative tool, this book features 15 new and exclusive patterns for wall hangings, runners, and quilts that celebrate the seasons and special holidays... all in the unique Sew Kind of Wonderful style. Tulips, sunflowers, pinwheels, hearts, fall foliage and more grace their beautiful quilts. Sew Kind of Wonderful projects are always fresh and contemporary with a curvy flair combined with fabulous textures and color combinations. As an added bonus, the book includes the team's gorgeous quilting suggestions.


We also have the addition of some older books donated by Judy Campbell.

This first book was published in 1995 and techniques have changed a lot

since then, but it's still a good read. The designers use multiple sizes of rectangles and triangles to create quilts that appear to bend around columns or create undulating patterns.



The book features: Explore color & light strategies using single fabric or strip pieced half square & half rectangle units. Practice block-bending techniques with easy to follow exercises. You will find: Step by step instructions; Color photos; Grids; More than 40 quilts




This comprehensive guide by Jenifer Dick, proves that applique is no

longer an unattainable goal. Inside, the author reveals her signature Invisible Zigzag Appliqué method with in-depth information, troubleshooting tips, and plenty of helpful hints. In addition, visual step-by-step instructions show you how to design, prepare, and sew an appliqué quilt. Intuitive and easy to follow, the book is organized into five parts showcasing 11 modern quilt projects. Each project uses a variety of preparation methods providing plenty of opportunity to test out your new skills.


Remember our library can be accessed by visiting our webpage, clicking on Library, and then on the link to cpqg.libib.com

The next two books are all about machine quilting. Again one is an older book but full of information on “feathers”. Not in my skillset that’s for sure.




Learn to step out from under the size restrictions of stencils to create your own quilting designs. Look at hearts,

leaves, and flowers as creative opportunities to use feathers. Learn to master pattern repeats, and flow designs around corners. Working with simple tools like large sheets of paper, a feathered design template, and basic drawing tools, you too can create designs that fit perfectly into the blocks and borders in your quilt.



This essential guide to using a longarm machine includes easy-to-follow instructions to get you well on the way to mastery! In addition to marking tips and thread selection, you’ll also find detailed direction on planning and executing designs. Plus, the gallery section provides a treasure trove of inspiration! Featuring 40 original quilting designs, there’s something for both traditional and modern quilters at all skill levels.




Join Kim Diehl for a cozy season filled with fabulous quilts, delicious treats, and intimate home decor. Unwind in Kim's warm and inviting world as you stitch 19 fall-themed projects, including lap quilts, wall quilts, kitchen towels, sewing notions, place mats, and more--plus Kim's irresistible recipes and signature decorating tips.

sustaining habitats, such as coral, spider webs, and even our technological world. Included is a unique, quilt-as-you-go design — Circle of Life — that employs circles rather than the traditional block formation, as well as other innovative techniques.

I received notification that Modern Patchwork will no longer be in print. I will be subscribing to Quiltmaker again.

Diane H



Tree of Life quilts are timeless and varied in style. In her newest book, Trisch Price has reinterpreted the concept to create 9 fresh and innovative quilts. Interpretations are broad, from trees to other life-

October Meeting Update



61 members in attendance

- ❖ 1 new member, welcome Darlene C
- ❖ 1 guest

- ❖ 7 new members, Quilt Show signup, welcome
 - Sharon E
 - Kim M
 - Merrilee M
 - Jackie P
 - Marilyn T
 - Catherine P
 - Gerry dW

- ❖ Fat Quarter winners: Debra P, Dorinda G, Diane N, Sonja C

- ❖ Door Prize winners: Dale P, Shirley V, Diane H, Ida M, Lyn R, Joanne B

- ❖ Hamel's (badge): Agnes L
CountryFolk: Ida M

Karlie & Darlene

FAT QUARTER DRAW

The theme for November is

BROWN

QuiltNut Creations Long Arm Quilting by Rhonda

604 798 3670
quiltnutcreations@shaw.ca
www.quiltnutcreations@shaw.ca



Free delivery in the Chilliwack/Sardis area



SEE US FOR YOUR QUILTING NEEDS
Warm & Natural/Warm & White Batting
Olfa Cutting Mats & Cutters, Quilting Rulers
& Notions plus a wide range of Fabric
and Sew Much More

45460 Luckakuck Way (35)
Sardis, B.C. V2R 3S9

Telephone
(604) 858-5729

 **Hamel's**
Fabrics & Quilting

Canada's Largest Online Quilt Shop

www.hamelsfabrics.com

- Fabrics
- Books
- Patterns
- Notions
- Quilting Kits
- Quilting Clubs
- Block of the Months

**FREE
SHIPPING!**
Canadian orders
over \$149



Toll Free Order Line : **1-877-774-2635**

Email: **info@hamelsfabrics.com**

5843 Lickman Rd., Chilliwack, BC V2R 4B5

OCTOBER WE CARE

Recipients of We Care quilts this month: Chilliwack Hospice Society, Chilliwack RCMP, Community Policing, Victims Assistance, Agassiz and Telegraph Creek (forest fire victims)

Claudia Fischer has joined the We Care committee.

The Executive has agreed to an arrangement for the offer of fabric from Trendtex for We Care quilts.

Trendtex will provide labels stating the following:

*A quilt for you from you friends at Trendtex
And made with loving hands by Chilliwack PieceMakers Quilt Guild*

The fabrics to be donated will be headers which is coordinated fabric approximately 11 inches wide with varying lengths. A photo using only their fabrics and an off white or white for the top if necessary will be taken, then sent to Trendtex and then they will put it on Pinterest recognizing our Guild and Trendtex.

We will try this arrangement for a period of time and see how it all works out.

Ginger C



beatrice Rieske
Patterns & Longarm Quilting

5753 Kathleen Drive
Chilliwack, BC V2R 3Y8
(604) 701-3203
beatrice@pumpkinpatchbc.com
pumpkinpatchbc.com

Vancouver Artgallery




Guo Pei: Couture Beyond is the first Canadian exhibition devoted to the work of Guo Pei, China's preeminent couturière.

This mid-career survey features more than forty complete looks from Guo Pei's most iconic runways from 2006 to 2017.

In her theatrical, extravagant creations, Guo Pei combines contemporary aesthetics, production methods and materials with ancient tradition, evoking Chinese history and mythology in her craft techniques, fabric selection and imagery.

The exhibition provides a comprehensive overview of her evolution as a designer as well as her contribution to global fashion culture.

CHRISTMAS BLOCK LOTTO



I challenge members to make a Christmas Block, any pattern, in Christmas colours to measure 8 1/2 inches (8 inches to finish).

You can make as many blocks as you wish, names will be drawn after our Christmas supper next month.

The more blocks you make the more chances to win!

Janet

The Quilter's Loft
Machine Quilting

**Glen & Marla
Pinchin**

49 - 8590 Sunrise Dr.
Chilliwack, BC
V2R 3Z4

604-795-7957
quilters_loft@hotmail.com
www.quiltersloft.ca

YOUTH BAGS DECEMBER 2019

Every other year the Guild make cotton bags, approximately 16" by 18", which we fill with donations from Guild members.

December 2019 is the date we are aiming for and I will collect donations over the year and deliver the completed bags to Youth Services in the first week of December.

We usually do 25 female bags and 25 male bags and we collect toiletries, gloves, hats, scarves, socks and anything a disadvantaged youth could use. The early notice is so you can gather things over the year, hotel soaps, shampoos etc. Thank you for your support.

Janet

Sunt Debbie's
Knit and Stitch
Debbie Colé

604-824-7790
Toll Free: 1-866-824-7790
Fax: 604-824-6533
E-Mail: knit-and-stitch@shaw.ca
www.knit-and-stitch.ca

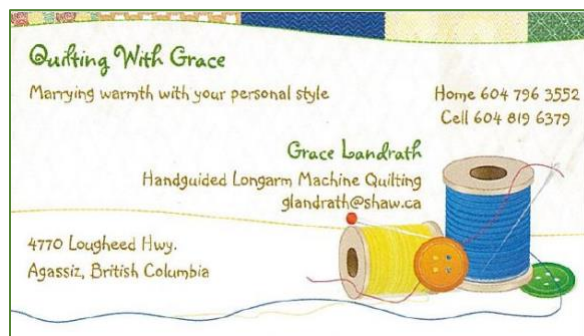
#6 - 5616 Vedder Road
Chilliwack, B.C. V2R 5T5



MEASURING EQUIPMENT DISCREPANCIES

I saw this posted on the Fraser Valley Modern Quilt Guild's Facebook page and thought I would share it with you. Check out how the measurements don't line up on the tape measures or in the case of the yellow one with the cutting mat. I guess the rule should be always use the same measuring tape for a project, the same ruler and the same cutting matt to avoid wonky wavy piecing and quilts; unless that is your goal. I think I will be checking my equipment for accuracy.

Karlie



WE CARE WORKSHOP

The next We Care Workshop will be held on Saturday, April 6, 2019
10:00am – 2:00pm
At the Sardis Library.
A sign-up Sheet will be circulated starting in January through March



**Contemporãneo—Contemporary
Quilts from Brazil
October 3, 2018—January 6, 2019**

**Pacific Northwest Quilt and Fiber
Arts Museum**

The Brazilian Art Quilts in the exhibit are part of a joint exhibit of quilts from Brazil and the Contemporary Quilt Art Association in Washington State.

The Brazil artists started along more traditional lines. Since then they have explored abstract quilts with an emphasis to adding depth using embellishment and unique materials. The 3-D nature of their work is truly amazing.