



Chilliwack PieceMakers Quilting Guild

P O Box 618, Chilliwack, BC V2P 7V5

Website: www.chillwackpiecemakers.com

Email: chilliwackpiecemakers@gmail.com

News from the Chilliwack PieceMakers Quilting Guild

September 2018

PRESIDENT'S MESSAGE

Welcome back everyone. I hope you have all had a very enjoyable summer and are ready to get back to stitching. I know I am as we have spent the majority of the last 3 months out on the sail boat and on the road to Alberta. I have been busy with hexies and hand embroidery, pieces which are easy to transport.

As I write this I am getting ready to leave for the UK as I am going to visit my family. Plenty of hand stitching is in the case! I am sorry I missing this month's presentation by Sue Jensen, she has a great sense of humour and does beautiful art quilting.

At the September meeting we need to set a budget for the coming year so please take a minute to check out the proposed budget included with this newsletter as members need to take a vote on it at the meeting. If you want a copy please print out your own.

I am very sad to report Wanda has decided to step down from doing

hospitality this year. Wanda has done a wonderful job over many years, thank you. Cherri needs an assistant so if you can help put the coffee on please see Beatrice or Wanda at the meeting.

Beatrice will be passing around a sign up list for door greeters for the rest of the year. Thank you to Ginger and Gail for stepping in for September.

Karlie and Wendy have already sent out a detailed message about the Quilt Show so please get your quilts registered. Last week we only had 68 and we need at least 200!!!! I have finished my donations for the Guild table so I am going to attempt to put photo on the Guild's Facebook page. I haven't been successful so far!!!

See you all in October.

Happy Stitching

Janet

GUILD EXECUTIVE MEMBERS 2018/2019

President	Janet S	We Care	Gail W, Ginger C, Leslie Z
Past President	Judi C	Membership	Karlie McC, Darlene T
Vice President	Beatrice R	Newsletter/Website	Jane E/Karlie McC
Secretary	Cathy Van L	Publicity/Advertising/ Communications	Lyn R
Treasurer	Shirley Anna V-K	Photography/	Kate D
Programs	Carla C, Joanne B, Cathy C, Micheline G	Show and Tell	Lyn R, Cindy W, Ginger C, Darlene B, Grace L
Workshops	Karri W	Sunshine/Hospitality	Cherri M
Library	Diane H, Naida F, Grace MacD, Cindy W	Bus Trips	Karri W
Fat Quarter Draw	Grace MacD	Quilt Show	Wendy L, Karlie McC

PROGRAMS



Our program this month will be a trunk show presented by Sue Jensen. Sue is an accomplished quilter & artist from Maple Ridge. She will be showing us her latest work which involves framing quilts as art.

Susan bought her first quilt frame when she was 18 but didn't actually start quilting until she was 40. She had a variety of hobbies, but when she pulled out that quilt frame, the designer was born!

Next month we will have a trunk show by Matt Wheeler, a modern quilter.

We would love to see more of the amazing work that our own members complete. Please consider showing some of your favourite quilts (Fab Five!) Looking forward to seeing everyone at the meeting.

Carla & Joanne

SEPTEMBER GREETERS
Gail W & Ginger C

Membership - Registration

A huge thank you to all who paid their membership at the May or June meetings, this will make it much easier for Darlene at the table. Receipts and membership cards from May/June payments will be on the table for pickup. If you have not paid yet a reminder that your membership is due for renewal; the cost will remain the same as last year at \$30.00. If you are writing a cheque please make it payable to the Chilliwack PieceMakers Quilt Guild, also please include your membership number in the memo section on the cheque. If you are paying by cash please place the money in an envelope or baggie with your name and membership number included. As always you will want to sign-in with a check mark by your name, this will give you an entry into the door prizes from Hamels (wearing your badge) and Countryfolk. If you would like to add a little bling to your name badge guild pins



are available at the registration desk, cost is \$5.00. Also available is a lanyard to attach to your name badge, cost is \$2.00. As returning members if you have friends who are becoming first time members in the guild please pass this information along to them.

Karlie & Karri

SUNSHINE

With our warmest regards to these members:

June: Get Well cards were sent to Diane F and Regena E.

August: A Condolence card was sent to Rachel B. on the loss of her mother.

Wanda L. and Cherri M.

FAT QUARTER DRAW

The theme for September is
DEALER'S CHOICE

QuiltNut Creations
Long Arm Quilting by Rhonda

604 798 3670
quiltnutcreations@shaw.ca
www.quiltnutcreations@shaw.ca



Free delivery in the Chilliwack/Sardis area

Guild Buddy / New Member Orientation

We will continue with our guild buddy program again this year. This is a very small commitment that goes a long way in helping to orientate our newest members to the goings on that are all guild related. All we ask is that you visit with your buddy for 5 or 6 meetings and explain the items provided on the 'cheat sheet'.



A super huge thank you goes out to those who volunteered to be our first ever 'Guild Buddies'© late in our year last season. Please make an effort to touch bases with your buddy for the first few meeting this year. Your names are on the clipboard at the registration desk.

If you would like to add your name to the list as a Guild Buddy (for approximately 5 meetings) please add your name to the list on the clipboard at the registration table. We have three new members who joined in June who need a buddy. Thanks.



Karlie

HARVEST OF QUILTS
VANCOUVER QUILTERS' GUILD

October 2018

Come enjoy...

- a multitude of traditional and modern quilts
- enthusiastic and knowledgeable vendors
- complimentary Tea Room
- quilts offered for sale




St. Mary's Ukrainian Hall
3150 Ash St.
Vancouver

Friday Oct 12 10:30 to 5:00
Saturday Oct 13 10:00 to 4:00

Admission \$7 good for 2 days


• www.vancouverquiltersguild.com

The Quilter's Loft
Machine Quilting



Glen & Marla
Pinchin

49 - 8590 Sunrise Dr.
Chilliwack, BC
V2R 3Z4



604-795-7957
quilters_loft@hotmail.com
www.quiltersloft.ca

FABRICLAND

SEE US FOR YOUR QUILTING NEEDS
Warm & Natural/Warm & White Batting
Olfa Cutting Mats & Cutters, Quilting Rulers
& Notions plus a wide range of Fabric
and Sew Much More

45460 Luckakuck Way (35)
Sardis, B.C. V2R 3S9

Telephone
(604) 858-5729

MY HAPPY PLACE ROW ALONG 2018

Every year in September and October Marian of Seams To Be Sew hosts a Row Along featuring a different theme. If you have never heard of a Row Along, it is like a blog hop, just that every blog has to feature a pattern for a row and make it available for free download.

This year's theme is "My Happy Place", and over 40 designers have been busy for months creating rows and patterns for this event. All patterns are for a 30" wide row and available for free download **for one week** only.

Lots of sponsors have donated a wide array of giveaways. Come and join the fun!

The full schedule can be found on my blog or at Marian's website "Seams To Be Sew". If you need help finding the schedule online, please contact

Beatrice

Note: This event is **not** affiliated with Row by Row.



LIBRARY REPORT

Well, the summer has passed by so quickly and now it is time to get back to being a librarian.

An audit of our library was held early in June and a number of the older books were removed.

I have not had time to remove all the titles from Libib online so hopefully none of you are looking for books we have removed.


As it is the beginning of a new year a few reminders, books are borrowed for one month, and are to be returned at the next meeting. If you wish to keep it another month bring it in to renew. Occasionally we have someone else waiting to borrow the same book. There is a \$1.00 per month fine for overdue books. If you cannot return the book yourself have one of your quilting buddies return it for you.

Some of the books come with pattern pieces for tracing or CDs, the loose pages should be in a plastic bag which is attached to the book. Please bring it to our attention if there are pages or CDs missing.


If you have any requests for new books please let myself or one of the others in the library know and we will do our best to purchase it.

BOOK REVIEW

This month we have some new books. Do any of you remember when Bernie Tobisch and Shelley Scott-Tobisch were out to speak to us a year or so ago? Well, they have each written a Book and we have those for you this month.



Say goodbye to your seam ripper, backwards blocks, and mismatched seams with Easy Precision Piecing—the pathway to flawless patchwork. Use the best tools to prep and press fabric for seams that always lay flat. Get organized so you can easily set aside projects without losing your place. Practice your cutting, sewing, and pressing with foolproof Quilt Block Builder blueprints.



From the sewing machine whisperer comes this in-depth, visual guide to how a sewing machine works, how to keep it in good working order, and how to solve common problems. Perfect for sewists and quilters of all levels, this friendly approach to learning about and troubleshooting YOUR sewing machine gives you the tools you need to sew and quilt with less frustration and better results

MAGAZINES

The newest issue of the Quiltfolk magazine has arrived. This is more like a book than a magazine.



Issue 07: Louisiana

We also have the new Quilters Connection, Modern patchwork and the summer issue of the Canadian Quilter.

Diane H.



The 1718 silk patchwork coverlet. (American Museum in Britain)

The American Museum in Bath is the only museum of American decorative and folk art outside the United States. I visited it over 30 years ago, long before I thought about becoming a quilter. The museum always has at least 50 quilts ranging from the eighteenth to mid-twentieth centuries on view

A recent exhibition showcased a 300-year-old silk coverlet that was made in 1718, however, the oldest piece of fabric dates back to 1640! The coverlet measures 66 ½ inches by 73 inches, and is made up of 182 blocks.

There are over 120 kinds of fabric in the coverlet. It would have originally been much brighter but only natural dyes were available and these have faded over time.

The woman who stitched the patchwork is unknown, but she was from the village of Aldbourne in Wiltshire. The letters “e H,” are stitched on the back, and on one of the coverlet’s blocks. Whether “E H” is one person or two, is unknown.

FOR SALE

Featherweight. 1949

Serviced, LED bulb, ¼ inch foot.

Call Judi 604-795-2766.

 **Hamels**
Fabrics & Quilting

Canada's Largest Online Quilt Shop

www.hamelsfabrics.com

- Fabrics
- Books
- Patterns
- Notions
- Quilting Kits
- Quilting Clubs
- Block of the Months

**FREE
SHIPPING!**
Canadian orders
over \$149



Toll Free Order Line : 1-877-774-2635

Email: info@hamelsfabrics.com

5843 Lickman Rd., Chilliwack, BC V2R 4B5

FABRICLAND

SEE US FOR YOUR QUILTING NEEDS
Warm & Natural/Warm & White Batting
Olfa Cutting Mats & Cutters, Quilting Rulers
& Notions plus a wide range of Fabric
and Sew Much More

45460 Luokakuok Way (35)
Sardis, B.C. V2R 3S9

Telephone
(604) 858-5729



Blue Mountain Quilters Guild

presents:

Our Quilt Show

2018

Dates:

Saturday October 20th 10 a.m. – 5 p.m.
Sunday October 21st 10 a.m. – 3 p.m.

Location:

Maple Creek Middle School
3700 Hastings St, Port Coquitlam

Admission: \$6 (children under 12 free)

- 100+ quilts
- Merchants Mall
- Basket Raffle
- Tea Room
- Member's Boutique
- Wheelchair Accessible



Quilt raffle tickets \$2

Proceeds donated to:

- Crossroads Hospice Society
- Share Society

For more information: 604-862-7820 or
<http://bluemountainquiltersguild.ca>

Quilting With Grace

Marrying warmth with your personal style

Home 604 796 3552
Cell 604 819 6379

Grace Landrath
Handguided Longarm Machine Quilting
glandrath@shaw.ca

4770 Lougheed Hwy.
Agassiz, British Columbia



QUILT SHOW 2018



Two smiling faces selling raffle tickets in the Threshermen's Village

Aunt Debbie's
Knit and Stitch
Debbie Côté

604-824-7790
Toll Free: 1-866-824-7790
Fax: 604-824-6533
E-Mail: knit-and-stitch@shaw.ca
www.knit-and-stitch.ca



#6 - 5616 Vedder Road
Chilliwack, B.C. V2R 5T5

100 Quilts Still Needed

The registration deadline for our 2018 quilt show is September 30 which is only three weeks away as I am writing this. **We still need approximately 100 more quilts!** Registration has been extremely slow, and while I understand that everybody is busy during the summer, it is now or never! Without your help we can't make this show happen. If you have been procrastinating, I don't blame you as I like to refer to myself as the Queen of Procrastination. But we are running out of time, so please sit down and take ten minutes to send in your registration.

If procrastination is not your problem but you are intimidated by the technology involved in registering your quilts via email, then please, please, please ask me for help. I am going to be honest here, I am very disappointed that only *one* guild member asked me for help so far. Remember, there are no stupid questions. Nobody expects you to be perfect. If you are not comfortable asking me for help, ask your kids or grandkids. They can probably do this in their sleep. I consider myself rather comfortable with technology but my son rolls his eyes at my technical abilities all the time. It makes a huge difference if you grew up with computers and email, and most of us didn't. Don't feel bad if you don't know how to do this but please ask for help.

Wendy and Karlie have graciously offered to accept paper registrations at the September guild meeting and transcribe them. Organizing a quilt show is a huge amount of work, and if one hundred quilt registrations are handed in on paper, this will create hours of additional work for them. Please take a moment to consider how you can help speed up the process.

If you are not comfortable with pdf-files, you can also just type the necessary information in an email and send it to me. From the email I can just copy and paste into the registration form which is much faster than having to transcribe everything manually. If you have a portable device, you are welcome to bring it to the guild meeting, and we will help you with the email registration.

There is a solution for any problem you might have with the registration process but I can't help you find it unless you tell me. Please take a moment to contact me, and we will figure it out together.

Beatrice

Quilts To Register For The 2018 Show

Quilt Categories for hanging and possible prizes in the 2018 Show are as follows:

- Small Quilt – max 30” wide or high
- Guild Challenge – 100” perimeter max
- Assembled & Quilted (same person) – 31” no max
- Assemble (one person) & Quilted (another person) – 31” no max
- Best in Show (Viewers’ Choice)
- Best in Show (Members’ Choice)



Other category items to be displayed all together at the show (no prizes)

- Anniversary projects
- Journal projects
- Bags / totes
- Pin cushions

Sew That Tune - Challenge

IT is not too late to start on your SEW THAT TUNE for the challenge project if you have not begun yet, you have time to produce something inspirational. These can be entered using the email registration form. Use this link for ideas http://www.songfacts.com/category-songs_with_colors_in_the_title.php

Quilt Show Raffle Baskets

A huge thank you to everyone who has already generously donated items for our raffle baskets. The funds raised from the raffle ticket sales fund our awesome We Care program, so please chip in if you can - there is still time! We all have that ruler, pattern, or other amazing thing in our sewing room that we thought we “must have” when we bought it, and now it’s been sitting unused for way too long! Please bring new items - sewing tool, notion, book, fabric, etc. to our upcoming meeting. Thank you!

Consignment Boutique - Reduce Your Stash, Increase your cash



Join us at the Quilt Show Boutique and bring along:

- Quilts, Wall Hangings, Place Mats, Bags, Bowls, Boxes, Mug Rugs, Pin Cushions, Zippered Pouches and anything else that you can make out of fabric.
- Fabric, (please put small and medium pieces in plastic bags), yardage can be rolled, securely taped or tied and tagged as per instructions.
- Buttons, and Beads, Ribbons and Threads (also to be bagged and priced)
- Quilting Tools

Donated Books and Magazines do not need to be priced. They will be placed in bins with books to be sold for \$2.00 and magazines for 50 cents. **Donated items** must be marked with a suggested price using masking tape. **Do not add your name.**

The guild will collect a 20% commission on all consignment sales.

All items for sale are to be brought to the church Friday morning and dropped off in the boutique area outside the gymnasium Wendy and I will not collect items prior to that time. Please bring your items in a tote or box for ease of handling.

Sandra will have some price tags available at the September guild meeting. There will also be examples on how to mark your items for sale. Please roll larger pieces of fabric and tie each one securely.

Sandra will collect plastic grocery bags and wire hangers for the boutique at the September meeting.

Don't forget to volunteer some time on the Boutique volunteer list. Please email Sandra at sdnunn41@gmail.com and Wendy at whendeel@gmail.com if you have any questions.

Quilt Show Publicity

With the show just over a month away it is now time to really put a big push on to get the word out about our amazing show. We can all do our part through word of mouth and social media.

Talk it up ladies - tell all your friends, neighbours, co-workers, kids, teachers, the repair man, the person next to you in the grocery line!

Are you on social media? - Especially on Facebook (or Instagram) please post, post and post again. The largest demographic on Facebook today are women over 40 - these are our people! I'll be posting on my own Facebook page <https://www.facebook.com/kate.davies.144> - if you are not my friend yet please friend me!) and share, share, share!

Posters / Flyers Supplies of posters and flyers will be available at the meeting. Your help in getting these out into the community is much appreciated. Put a poster anywhere there is a bulletin board and carry a few flyers with you to hand out - maybe to that person next to you in the grocery line!

PINCUSHION SWAP

I hope you've had fun deciding on which pin cushion you will make for our swap, there are so many fun ones on the internet to spark your creativity. It's a reasonably quick project to have fun with and to use up some left over fabric pieces.

If it's ready please bring it to the September meeting. We will also collect them in October.

Please make sure your name is on it somewhere, either as a label or a tag pinned on with a small safety pin. There will be a table for you to put them on and a sign-up sheet. They will be displayed at our quilt show and then in November we will do the exchange.

And yes if you want to make more than one for the swap you certainly can, then you will get two new pincushions or three or...

Lyn R

September To-Do List Pre-Show

1. Return your sold raffle tickets stubs/money to Grace L, collect more to sell if you wish.
2. Please be prepared to sign up on the **Volunteer Chart** for a job that will help make the show days run smoothly. We made a good start at the June meeting; however there are many spots left and **ALL MUST** be filled in by October.
3. We will be in need of many large tables (6 or 8 feet). We are also seeking quilt racks is you can loan one. When they are delivered please be sure you name is on all loaned items. They need to be delivered to the church Friday morning and picked up Sat late afternoon. There will be a sign-up sheet at the October meeting if you can help with these items.
4. Label all items with your name going in the show with either a quilt label or making tape.
5. Attach a 4" sleeve to the top back of your quilt, either sewn on or safety pinned (no straight pins).
6. Collect advertising posters to distribute.
7. Bring items for the raffle basket.
8. Collect items for the boutique/sale table, to be delivered Friday morning of the show.

If you have any questions about the Quilt Show please ask Karlie karliemcc@gmail.com or Wendy whendeel@gmail.com.

Follow this link to the **Quilt Show 2018 on the Webpage** for current updates.
<http://www.chilliwackpiecemakers.com/quilt-show-2018>

**Looking forward to seeing everyone at the September meeting on
Wednesday, September 19 at 7:00 pm at Cookes Presbyterian**