



NEWSLETTER

June 10, 2022

FOR THE MEMBERS OF CHILLIWACK PIECEMAKERS QUILT GUILD

Monthly Meeting
WED. June 15 7:00 pm
Cooles Presbyterian Church
45825 Wellington Ave

We will be meeting IN-PERSON - Yay! PLEASE NOTE :Covid -19 public health orders have been lifted. Mask wearing is optional. Please respect members choices and their space.

JUNE PROGRAMS

Arlene Blanchette from Elder College will give a quick talk. She is looking for someone who is interested in teaching a beginner quilting class there. If you are interested in doing that you could speak to her about it at the meeting.

What's Your Hobbie??

What are you into besides quilting? Bring samples of your hobbies that are unrelated to quilting, ie: crochet, knitting, bobbin lace, weaving, spinning, bag making, painting, hand embroidery, cross stitch, origami, cooking, travel etc. We will be setting up tables for you to show your work and be able to talk about it much like what we did when we brought the SAQA Touch display.

Goodies and Beverages

We will be having coffee, tea and goodies at this meeting and please remember to bring your own cup as we are no longer allowed to use the cups in the kitchen. Also, if you signed up at the last meeting to bring goodies we thank you in advance for bringing them.

Presidents Message

It has been a full year since I last wrote the president's message for our newsletter. It was a challenging year for me, and I would like to thank everyone who stepped up and helped out, so I could concentrate on my treatments. My biggest thank you goes out to Janet who took care of everything that I couldn't deal with and led the guild through this past year. I cannot thank all of you enough, it has been so helpful to know that everything was in good hands and I didn't have to worry about anything.

I will not be attending the June meeting but hope to be back in September. Don't forget to mark your calendars for our meetings in the park in July and August. I am planning on being there and hope to see many of you. Lots of catching up to do!

The 2022/2023 guild year will be my last year as president as I have to step down after two terms. Nobody has volunteered yet to stand as vice president for the coming year. While we can technically operate without a vice president, it only postpones the problem until next year when we must find a new president. And from experience I can tell you that it is much easier to take over as president after being able to watch and learn for a year as vice president. As the past year has shown, our guild is full of wonderful people who are always happy to help when they are needed. Please consider volunteering for this important position.

Have a good summer (hopefully the weather will improve a bit) and stay safe.

Happy Stitching, Beatrice

FAT QUARTER DRAW

Our Fat Quarter draw is back in-person!! You gotta bring one for a chance to win a bundle. This month's colour is PINK



DOOR PRIZES

Door prizes will be back at this in-person meeting! Your generous donations make this an exciting part of the agenda! Remember to wear your name badge to the meeting in order to be eligible win the badge door prize

May Prize Winners

Graceland Quilts - winner was Lyn R
Carola's Quilt Shop - winner was Evelyn D
Cozy Cottons Quilting - winner was Jean P
Door Prize Winners: Grace M, Wanda L, Leah M, Gail W, Carla C, Angela H



Our drop in sew days on Zoom are continuing - Yay!. An email with the Zoom link will be sent to all members prior to each sew day. Upcoming dates are as follows.

Sew Fun Saturday, June 25
Threader Thursday June 30
Cut It Up Friday June 17



June 10, 2022

SUMMER MEETINGS

Summer get togethers will be held at Gwynne Vaughn Park, 46181 Hope River Road
Dates: July 13th and August 17th
(note the July one is the 2nd Wednesday)
Time: 5:30pm to 8:30pm
Bring: chair, dinner if you want to eat there, something to drink, sunhat, mosquito repellent, show and tell.
Bring a loonie or two donation for the park society.
Look forward to seeing you there! Lyn

QUILT


WORKSHOP

Laura Heine Collage, taught by Maureen Wood

Sept 10th, Heritage Reformed Church Chilliwack

We are excited to have our own Maureen Wood teaching this Laura Heine collage workshop, specifically the Pin Cushion/ Vintage Sewing Machine/Dress Form projects.

- Registration and payment (cash or cheque) will be required at or before the June meeting to hold your spot. The class fee is only \$20!
- Patterns and kits (not included in the class fee) may be ordered at the June meeting or by contacting Micheline Gaucher at chilliwackpiecemakers@gmail.com
- Deadline for ordering is at or before the June meeting.
- Patterns are \$35 (includes the 3 projects - pin cushion/sewing machine/dress form)
- Limited supplies of kits are available now \$78.38 (includes pattern / fabric for Pin Cushion only)
- Additional kits may be ordered, price to be confirmed



These fantastic local merchants support our guild. Be sure to show your appreciation by supporting their businesses!



SEE US FOR YOUR QUILTING NEEDS
 Warm & Natural/Warm & White Batting
 Olfa Cutting Mats & Cutters, Quilting Rulers
 & Notions plus a wide range of Fabric
 and Sew Much More

45460 Luckakuck Way (35) Telephone
 Sardis, B.C. V2R 3S9 (604) 858-5729



Graceland Fine Quilts
fabric, fabric, kits and more...

Grace MacDonald
 5965 Riverstone St.
 Chilliwack, BC
 V2R 0E2

By appointment only
 604-858-0224
 quiltinggracie@telus.net

EuroTech
 Sewing Machine Repair

ALL DOMESTIC SEWING MACHINES & SERGERS
 FORMER ALBEE'S SEWING CENTRE TECHNICIAN

Wei Hin Ng
 Service Technician
 t: 604.568.1238
 w: www.eurotechsewrepair.ca



QUILT SHOW

Advertising

Our posters are ready to go. If you know of a location where a poster can be hung and made visible to the public, please take one to help advertise our show. This might include your club house, church, another club you attend, stores or businesses. They will be available at the registration table.



Donations

We are making terrific progress on the raffle basket donations. If you have time to go through your sewing room and can collect up a few items to donate that would be great. Especially useful are fat quarters or even 1 or 1/2 yards pieces.



PIECEMAKING IN THE VALLEY 2022 QUILT SHOW

Oct 21 Fri - 5pm till 8pm
 Oct 22 Sat - 9am till 4pm



Chilliwack Alliance Church
 8700 Young Rd
 chilliwackpiecemakers.com

We collected **2 1/2" squares** at the last meeting and bundled them into packs of 20 securing them with a label advertising the quilt show. We made up 30 for the GV Park sale and all were given away. Therefore, we will be needing many more to give away at the Agassiz Fair in the fall. If you can spare some please bring them to the June meeting. Thanks for helping out!

These fantastic local merchants support our guild. Be sure to show your appreciation by supporting their businesses!

June 10, 2022



Cozy Cottons Quilting
Your Fabric Friends

8982 Young Rd
Chilliwack, BC
604-792-3759



CAROLA'S QUILT SHOP
& THREAD COMPANY

Boutique Table

If you are interested in selling any items at the Consignment Boutique table during the quilt show, please let Sandra know so she can add you to the list of people

who are interested. Sandra will be at the meeting handing out tags for you to price your goods.

The guild will collect a 20% commission on sold items. Remember you will need to price all your items, have them ready for display and drop them off on the Friday of the show Oct 21.

You do not need to be involved with the selling of your items. At the June meeting there will be a sign up for members who wish to work at that station.



Volunteering During the Quilt Show

The sign-up sheet for volunteering during our two-day quilt show event will be passed around at the June meeting. Or send an email to

chilliwackpiecemakers@gmail.com anytime to let us know what you are interested in doing. This is your chance to help out in a small but very important way with the show. It takes many volunteers as there are so many stations to be covered, please be generous with your time, and know that some members will be there for the whole two days all day, so hopefully it is not too much to ask of you to give a few hours. Signup for your favourites or try something new.

There is something for everyone, some all sitting or some all standing. Some of the volunteer jobs are: setting up the frames, receiving the quilts, hanging the quilts, admission table, raffle quilt sales, prize basket sales, boutique table sales, floor rovers, take down.



QuiltNut Creations
Long Arm Quilting & Fabric Store

Online fabric store now open!
Quiltnutcreations.square.site

Hours: Monday-Friday 10-3pm
by appointment

Guild members *always* receive
10% off regular priced quilting patterns

604 798 3670
quiltnutcreations@shaw.ca

These fantastic local merchants support our guild. Be sure to show your appreciation by supporting their businesses!



beatrice Rieske
Patterns & Longarm Quilting

5753 Kathleen Drive
Chilliwack, BC V2R 3Y8
(604) 701-3203
beatrice@pumpkinpatchbc.com
pumpkinpatchbc.com

Pumpkin Patch



Aunt Debbie's Knit and Stitch

Debbie Cote


#10 - 7300 Vedder Road
Chilliwack, BC V2R 4G6
604-824-7790

Email: Knit-and-stitch@shaw.ca
Website: Knit-and-stitch.ca

The Quilter's Loft
Machine Quilting

Glen & Marla
Pinchin

49 - 8590 Sunrise Dr.
Chilliwack, BC
V2R 3Z4



604-795-7957
quilters_loft@hotmail.com
www.quiltersloft.ca

Challenge Quilt 2022

Botanical Colour Wheel

Theme: Anything botanical; a tree, a bud, flower, even a vegetable. If it grows, it goes.

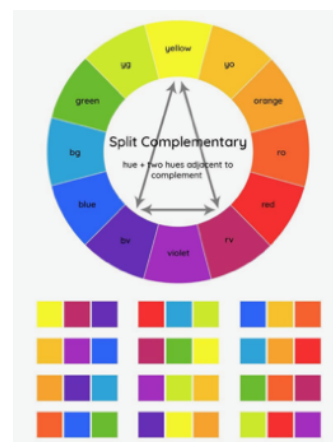
Size: Not to exceed a total circumference of 100". It can be irregular in shape.

Method of construction:

Create a 3-layer quilted piece using your choice of technique, paper-pieced, applique, traditional themed-block, collage, etc.

Now, for a bit of challenge.

- Use a split-complimentary colour scheme. Use a colour wheel to find the different colour combinations. Alternatively, do a 'Google' search for a Split-complimentary Colour Chart. You will find a great amount of helpful information and examples. Split-complimentary colours just naturally work well together.
- Your piece must show the three different colour groups, in whatever balance works for you. White and black are free colours to use if you wish.
- Include some element of fabric manipulation, eg., pleats, folds, gathering, pin-tucking, etc. The little yo-yos we make are an example of fabric manipulation.
- Add some embellishment; a little or a lot.
- Attach a hanging sleeve.
- Attach your label with your name on it, and then cover it over with pinned or loosely basted fabric.



I hope you have fun creating your masterpiece and you finish in time to enter it in the quilt show!

Please, don't hesitate to call me with any questions. I have two colour wheels if anyone wants to borrow one. - Wanda L

Guild Emails

chilliwackpiecemakers@gmail.com

chillpmnewsletter@gmail.com

Check us out on Facebook

<https://www.facebook.com/piecemakersgroup>

LOOK WHAT ELSE IS HAPPENING!



Mix it UP fibre Art Show

Take a nice road trip to the Sunshine Coast to see this awesome exhibit by local artists including Chilliwack PieceMakers Quilt guild members Lilly Thorne and Nancy Riemersma!

Art Quilting Classes.



Phyllis Cullen, renown fibre artist from Hilo Hawaii will be at Coast Hotel Chilliwack September 13 and 14 teaching 2 one day workshops, "Cubist Style" and "Layered Portraits". You can check out her website here <https://phylliscullenartstudio.com>

A great opportunity to learn some awesome (yet surprisingly simple) new techniques from an excellent and fun teacher. Take one class or both! Each class is \$100 and includes lunch. For more information contact Kate Davies (kate.sewfab@gmail.com) or Maureen Wood (woodma@telus.net)



FOR SALE!

Bernina 440 QE in almost perfect condition, well taken care of, only lightly used through the years. Comes with storage box, manual, lots of different feet and tons of accessories. Original price was \$4000+ Asking \$2700. Email chilliwackpiecemakers@gmail.com to have your message passed along.